

Name of work

**Laying of 4 uplink wires for all UTP racks from fiber
racks at various workshops and labs with all
associated works in IIT Kanpur**

BID DOCUMENT



OFFICE OF INFRASTRUCTURE AND PLANNING
INDIAN INSTITUTE OF TECHNOLOGY KANPUR
June, 2024

Indian Institute of Technology Kanpur

Contents

	Page
1 Notice Inviting e-Tenders	1
2 Information and Instructions for Bidders for E-Tendering	2
2.1 Schedule	2
2.2 Instructions for Online BID Submission	8
2.2.1 Registration	8
2.2.2 Searching for tender documents	9
2.2.3 Preparation of bids	9
2.2.4 Submission of bids	9
2.2.5 Assistance to bidders	10
2.2.6 General instruction to bidders	10
2.3 List of documents to be scanned and uploaded within the period of bid submission	12
2.3.1 Envelope - 1: Technical Bid	12
2.3.2 Envelope - 2: Financial Bid	12
3 Eligibility Criteria	13
3.1 Eligibility criteria for contractors	13
4 Bid Evaluation and Award	14
4.1 Technical Bid Evaluation	14
4.2 Financial Bid Evaluation	14
5 Various Forms and Formats	15
5.1 Declaration in lieu of submitting Earnest Money Deposit	15
5.2 Format for submission of processing fees	16
5.3 Undertaking regarding obtaining GST registration	17
5.4 Affidavit for not being blacklisted/debarred/restrained	18
5.5 Performance report on work executed	19
5.6 Structure and Organization of the Agency	20
5.7 Declaration on Details of the Bidders	21
5.8 Details of Similar Nature of Works Completed	23
5.9 Declaration About Site Inspection	24
5.10 Certificate for Tender	25
5.11 Tender Acceptance Letter	26
5.12 Letter of Transmittal	27
5.13 CPWD-7	28
6 Proforma of Schedules	30
6.1 SCHEDULE ‘A’ : Schedule of Quantities	30
6.2 SCHEDULE ‘B’ : Schedule of materials to be issued to the contractor	30

6.3	SCHEDULE ‘C’: Tools and plants to be hired to the contractor	30
6.4	SCHEDULE ‘D’: Extra schedule for specific requirements/document for the work, if any	30
6.5	SCHEDULE ‘E’: Reference to General Conditions of contract	30
6.6	SCHEDULE ‘F’: General Rules and Directions	31
6.6.1	Definitions	31
6.6.2	Clauses	31
7	Scope of work	36
7.1	Brief of the works	36
7.2	Indicative diagram for laying the cables	36
7.3	Materials Verification	40
7.4	General Specifications for Electrical Works	40
7.4.1	Specifications Medium Voltage Swithgear	40
7.4.2	Technical Specifications for CAT-6 4 Pair UTP Cables	48
7.5	Preferable Makes for Electrical Installation Works (as applicable) . . .	49
8	Special Conditions of Contract	54
8.1	Timely Completion	54
8.2	Rates	54
8.3	Quality and Workmanship	55
8.4	Natural calamity:	58
8.5	Stocking and Disposal of Materials & Debris	58
8.6	Safety and Security	58
8.7	Approach to Site	59
8.8	Water and Flooding	59
8.9	Acts and Laws	60
8.10	Labour and Laws	60
8.11	Nondisclosure Agreement	60
8.12	Indemnification:	60
8.13	Force Majeure:	61
8.14	Dispute resolution	61
8.15	Arbitration	61
8.16	Jurisdiction of Courts	62
8.17	E & M Works	62

It is certified that this document contains 68 pages starting with Page No. i

Officer-in-Charge, Office of Infrastructure and Planning

1 Notice Inviting e-Tenders

The Dean of Infrastructure and Planning on behalf of Board of Governors of Indian Institute of Technology Kanpur invites online [percentage rate tenders from eligible firms / specialized agencies satisfying the eligibility criteria mentioned in the document.](#)

NIT No: [Electrical/27/06/2024-1](#)

1	Name of work	:	Laying of 4 uplink wires for all UTP racks from fiber racks at various workshops and labs with all associated works in IIT Kanpur
2	Estimated Cost inclusive of GST	:	Rs. 5,66,014/-
3	Earnest Money Deposit (Rs.)	:	EMD Declaration to be submitted in lieu of EMD as per Form 5.1
4	Duration of contract	:	One (1) month
5	Last Time & date of submission of bids (Up to)	:	As per CPP portal data (https://eprocure.gov.in/eprocure/app)
6	Opening of bids	:	As per CPP portal data
7	Time allowed for submission of requisite documents by lowest bidder	:	Within One week of opening of financial bids

The bid forms and other details may be downloaded from Central Public Procurement Portal (<http://eprocure.gov.in/eprocure/app>). Aspiring bidders who have not enrolled / registered in e-procurement should enroll / register themselves before participating through web site <http://eprocure.gov.in/eprocure/app>. The portal enrolment is free of cost. Bidders are advised to go through instructions provided at “Instructions for online bid submission.”

Bidders can access quotation / tender documents on the website (for searching in the NIC site), kindly go to quotation search option and type ‘IIT’. Thereafter, click on “GO” button to view all IIT quotations. Select the appropriate quotation / tender and fill them with all relevant information and submit the completed Quotation / Tender document online on the website <http://eprocure.gov.in/eprocure/app> as per the schedule given in the next page.

Note: No manual bids will be accepted. All bids (both Technical & Financial) should be submitted in the e-procurement portal.

Applicants are advised to keep visiting the above-mentioned websites from time to time (till the deadline for bid submission) for any updates in respect of the tender documents, if any. Failure to do so shall not absolve the applicant of his liabilities to submit the applications complete in all respect including updates thereof, if any. An incomplete application may be liable for rejection.

Officer-in-Charge, Office of Infrastructure and Planning

2 Information and Instructions for Bidders for E-Tendering

The Dean of Infrastructure and Planning on behalf of Board of Governors of Indian Institute of Technology Kanpur invites online [percentage rate tenders from eligible firms / specialized agencies satisfying the eligibility criteria mentioned in the document.](#)

2.1 Schedule

1	Name of organization	:	Indian Institute of Technology Kanpur
2	NIT No:	:	Electrical/27/06/2024-1
	Location	:	Indian Institute of Technology Kanpur
3	Tender / Quotation type (open / limited / EOI / auction / single)	:	Open
4	Tender / Quotation category (services / goods / works)	:	Works
5	Type of Contract (work / supply / auction / service / buy / empanelment / sell)	:	Work
6	Form of contract (IITK-7/8)	:	IITK-7
7	Work Category (civil / electrical / fleet management / computer systems)	:	Electrical
8	Is multi-currency allowed?	:	No
9	Date of publishing / issue / start	:	As per CPP portal
10	Document download start date	:	As per CPP portal
11	Document download end date	:	As per CPP portal
12	Date & time of pre-bid meeting	:	As per CPP portal
13	Venue of pre-bid meeting	:	As per CPP portal
14	Last date & time of uploading of bids	:	As per CPP portal
15	Date & time of opening of Technical bids	:	As per CPP portal
16	Bid Validity Days	:	90 days after opening of technical bid
17	Earnest Money Deposit (EMD)	:	EMD Declaration to be submitted in lieu of EMD as per 5.1

18	Non- Refundable Processing Fee (Inclusive of GST @18%) as given in section 5.2	Rs. 2,000/-for Non MSME/NSIC/Startup and Rs. 1,500/-for MSME/NSIC/Startup to The Registrar, Indian Institute of Technology Kanpur. The proof of submission must be uploaded along with transaction slip with due mention of NIT No. in the CPP portal for valid tender submission as per format given in section 5.2
19	No. of Bids / Covers (1 / 2 / 3 / 4)	: 2
20	Address for communication	: Office of Infrastructure and Planning, Indian Institute of Technology Kanpur, Kanpur, U.P. Pin - 208016, Tel: 0512-259-6883
21	e-mail address	: tender_doip@iitk.ac.in

The intending bidder must read the terms and conditions of CPWD-6 carefully. He should only submit his bid if he considers himself eligible and he is in possession of all the documents required.

1. Information and instructions for bidders posted on website shall form part of bid document.
2. The bid document consisting of drawings, specifications, schedule of quantities of items to be executed, schedule of stages for payment as applicable and the set of terms & conditions of the contract to be complied with and other necessary documents can be seen and downloaded free of cost from www.eprocure.gov.in
3. But the bid can only be submitted after deposition of e processing fee and with the EMD declaration.
4. Those contractors not registered on the website mentioned above, are required to get registered beforehand. Only e-bids shall be accepted in CPPP portal through e-tendering processes.
5. The intending bidder must have valid Class-III digital signature to submit the bid.
6. On opening date, the contractor can login and see the bid opening process. After opening of bids, he will receive the competitor bid sheets.
7. Contractor can upload documents in the form of JPG format and PDF format.
8. Contractor must ensure to quote rate of each item. The column meant for quoting rate in figures appears in pink colour and the moment rate is entered, it turns sky blue.

In addition to this, while selecting any of the cells a warning appears that if any cell is left blank the same shall be treated as "0". Therefore, if any cell is left blank and no rate is quoted by the bidder, rate of such item shall be treated as "0" (ZERO).

However, if a tenderer quotes nil rates against each item in item rate tender or does not quote any percentage above/below on the total amount of the tender or any section /

sub head in percentage rate tender, the tender shall be treated as invalid and will not be considered as lowest tenderer.

9. The “Eligibility/technical Bid” shall be opened first on due date and time as per the evaluation scheme. The “Financial Bid” of bidders qualifying the technical bid shall be opened on a later date as to be announced in CPP portal.
10. The bidders are advised to visit the site before submission of bids to have more clarity about the site conditions and availability of space for execution of the work.
11. All modifications/addendums/corrigendums issued regarding this bidding process shall be uploaded on website only.
12. The department reserves the right to reject any or all bids without assigning any reason thereof and may restrict the list of qualified bidders to any number deemed suitable by it, if too many bids are received satisfying the minimum laid down criteria.
13. The rates for all items of work, shall unless clearly specified otherwise, include cost of all operations and all inputs of labour, material, T&P, wastages, watch and ward, other inputs, all incidental charges, all other taxes, GST, cess, duties, levies etc. required for execution of the work.
14. The specialized works shall be in compliance with 3 Star GRIHA rating and as per environmental policies of Institute. Nothing extra shall be payable on this account.
15. If claimed, The enlistment of the contractors should be valid on the last date of submission of bids. In case the last date of submission of bid is extended, the enlistment of contractor should be valid on the original date of submission of bids.
16. The description of the work is as follows: “[Laying of 4 uplink wires for all UTP racks from fiber racks at various workshops and labs with all associated works in IIT Kanpur](#)”
17. The work is estimated to cost **Rs.5,66,014/-**. However, this estimate given is mere approximation for guide.
18. Agreement shall be drawn with the successful bidders on prescribed Form No. CPWD 7 which is available as a Govt. of India Publication and also available on website www.cpwd.gov.in. Bidders shall quote his rates as per various terms and conditions of the said form which will form part of the agreement.
19. The time allowed for carrying out the entire work will be **One (1) month** from the date of start as defined in Schedule “F” or from the first date of handing over of the site, whichever is later, in accordance with the phasing as detailed in special conditions of contract in the bid document.
20. The site for the work will be handed over as per the special terms and conditions of the document.
21. An approved programme of completion submitted by the contractor after award of work based on the milestones given in the tender.
22. The bid document consisting of NIT, the schedule of quantities of various types of items to be executed and the set of terms and conditions of the contract to be complied with and other necessary documents can be seen and downloaded from website www.eprocure.gov.in free of cost.

23. After submission of the bid the contractor can re-submit revised bid any number of times but before last time and date of submission of bid as notified.
24. While submitting the revised bid, contractor can revise the rate of one or more item(s) any number of times (he/she need not re-enter rate of all the items) but before last time and date of submission of bid as notified.
25. Earnest Money Declaration shall be uploaded to the e-Tendering website within period of submission
26. The receipt of e-processing fee shall also be uploaded to the e-tendering website by the intending bidder up to the specified bid. The Details of Institute Account for submitting e-processing fees is given in 5.2 under Section [Various Forms and Formats](#).
27. Copy of documents as specified in the bid shall be scanned and uploaded to the e-tendering website within the period of bid submission.
28. The bid submitted shall be opened at as per the details provided in the CPP portal at DOIP office. The date of opening of Financial Bid shall be informed through web site after the opening of financial bid
29. [The bid submitted shall become invalid and e- processing fee shall not be refunded if:](#)
 - (i) The bidder is found ineligible.
 - (ii) The bidder does not upload scanned copies of all the documents stipulated in the bid document.
 - (iii) If a tenderer quotes nil rates against each item in item rate tender or does not quote any percentage above/below on the total amount of the tender or any section / sub head in percentage rate tender, the tender shall be treated as invalid and will not be considered as lowest tenderer.
30. The contractor whose bid is accepted will be required to furnish performance guarantee of [5% of tendered value](#) within the period specified in Schedule F. This guarantee shall be in the form of Fixed Deposit Receipts or Guarantee Bonds of any Scheduled Bank or the State Bank of India in accordance with the prescribed form.
31. In case the contractor fails to deposit the said performance guarantee within the period as indicated in Schedule 'F' including the extended period if any, the contractor shall be suspended for [two years and shall not be eligible to bid for IITK tenders from the date of issue of suspension order](#).
32. The contractor whose bid is accepted will also be required to furnish either copy of applicable licenses/ registrations or proof of applying for obtaining licenses, registration with EPFO, ESIC and BOCW Welfare Board including Provident Fund Code No. If applicable and also ensure the compliance of afore said provisions by the sub-contractors, if any engaged by the contractor for the said work and program chart (Time and Progress) within the period specified in Schedule 'F'.
33. Intending Bidders are advised to inspect and examine the sites and its surroundings and satisfy themselves before submitting their bids as to the nature of the ground and sub-soil (so far as is practicable), the form and nature of the site, the means of access to the site, making proper arrangements to the site for smooth operation, the accommodation they may require and in general shall themselves obtain all necessary information as to risks,

contingencies and other circumstances which may influence or affect their bid. Bidder shall be deemed to have full knowledge of the sites whether he inspects it or not and no extra charge consequent on any misunderstanding or otherwise shall be allowed. The bidder shall be responsible for arranging and maintaining at his own cost all materials, tools & plants, water, electricity access, facilities for workers and all other services required for executing the work unless otherwise specifically provided for in the contract documents. Submission of a bid by a bidder implies that he has read this notice and all other contract documents and has made himself aware of the scope and specifications of the work to be done and of conditions and rates at which stores, tools and plant, etc. will be issued to him by the Institute and local conditions and other factors having a bearing on the execution of the work.

34. Intending Bidders are advised to get familiarized with the specifications /rules related (i.e., [Laying of 4 uplink wires for all UTP racks from fiber racks at various workshops and labs with all associated works in IIT Kanpur](#)) to the work as approved by the competent authority and various policies related to c&d waste and other environmental guidelines of the institute pertaining to the. Bidder shall be deemed to have full knowledge of such rules and regulations whether he has read it or not and no extra charge consequent on any misunderstanding or otherwise shall be allowed. In case of reduction of scope of work or no work is possible to carry out on account of such issues, no cost shall be payable to them. Submission of a bid by the bidder implies that he has read this notice and all other documents and has made himself aware of the Institute Regulations and other factors having a bearing on the execution of the work.
35. The competent authority on behalf of the Board of Governors does not bind itself to accept the lowest or any other bid and reserves to itself the authority to reject any or all the bids received without assigning any reason. Bids in which any of the prescribed conditions is not fulfilled or any condition including that of conditional rebate is put forth by the bidders shall be summarily rejected.
36. Canvassing whether directly or indirectly, in connection with bids is strictly prohibited and the bids submitted by the bidders who resort to canvassing will be liable to rejection.
37. The competent authority on behalf of the Board of Governors reserves to himself the right of accepting the whole or any part of the bid and the bidders shall be bound to perform the same at the rate quoted.
38. The contractor shall not be permitted to bid for works in the [Office of Infrastructure and Planning / Institute Works Department responsible for award and execution of contracts](#), in which his near relative is posted as Divisional Accountant or as an officer in any capacity between the grades of [Superintending Engineer and Junior Engineer \(both inclusive\) in IWD and Office of Infrastructure and Planning](#). He shall also intimate the names of persons who are working with him in any capacity or are subsequently employed by him and who are near relatives to any gazetted officer in the Office of Infrastructure and Planning/ Institute Works Department. Any breach of this condition by the contractor would render him liable to be removed from the approved list of contractors of this Department.
39. No Engineer of Gazetted Rank or other Gazetted Officer employed in Engineering or Administrative duties in an Engineering Department of the Government of India is allowed to work as a contractor for a period of one year after his retirement from Government service, without the prior permission of the Government of India in writing. This contract is liable to be canceled if either the contractor or any of his employees is found any time

to be such a person who had not obtained the permission of the Government of India as aforesaid before submission of the bid or engagement in the contractor's service.

40. The bids for the work shall remain open for acceptance for a period of **Ninety (90) days** from the date of opening of bids. If any bidder withdraws his bid before the said period or issue of letter of acceptance, whichever is earlier, or makes any modifications in the terms and conditions of the bid which are not acceptable to the department, then the Institute shall, without prejudice to any other right or remedy, be at liberty to suspend the bidder for one year
41. This notice inviting Bid shall form a part of the contract document. The successful bidders/contractor, on acceptance of his bid by the Accepting Authority shall within 7 days from the stipulated date of start of the work, will sign the contract.
42. The Notice Inviting Bid, all the documents including additional conditions, specifications and drawings, if any, forming part of the bid as uploaded at the time of invitation of bid and the rates quoted online at the time of submission of bid and acceptance thereof together with any correspondence leading thereto
43. Standard C.P.W.D. Form 7 or other Standard C.P.W.D. Form as applicable.
44. The bid document will include the following components:
 - (a) CPWD-7 and CPWD-6 including **Schedule A to F** for all the components of the work, Standard General Conditions of Contract for CPWD 2023 as amended/modified up to last date of submission of the bid.
 - (b) General / specific conditions, specifications applicable to all components of the work.
45. The eligible bidders shall quote percentage rates after considering all the components of the work.
46. After acceptance of the bid by competent authority, the Dean, Infrastructure and Planning shall issue letter of award on behalf of the Board of Governors to the contractor. After the work is awarded, the contractor will have to enter into one agreement with Dean, Infrastructure and Planning. One such signed set of agreement shall be handed over to Engineer-In-Charge as applicable.
47. Entire work under the scope of bid shall be executed under one agreement.
48. The requirement of technical staff given in various specialized works is as per requirements given in clause 32 of NIT document. The actual deployment of these technical staff will be as per execution of work and direction of the **Dean of Infrastructure and Planning, IITK**.
49. The bill for work components shall be facilitated by Engineer-in-Charge to the contractor. The bill must be submitted to the Office of Infrastructure and Planning, IIT Kanpur. The payment will be based on milestones.
50. The work shall be treated as complete when all the components of the work are complete.
51. It will be obligatory on the part of bidder to sign the contract document for all components before the first payment is released.
52. In case of reduction in scope of work no claim on account of reduction in value of work, loss of expected profit, consequential overheads etc. shall be entertained.

53. A team of officers from Indian Institute of Technology Kanpur may visit the office/ site of work of bidders for establishing their credibility and verification of submitted documents
54. The mentioned work is urgent as requested by client/Institute and to be completed strictly in given time schedule as per special terms and conditions. The contractor has to deploy the labour and supervisory staff in shifts to meet the targeted completion date. The work may be executed in extended shifts or two shifts. The rates quoted by the contractor will be deemed to be inclusive of any extra expenditures on account of this reason. Nothing shall be paid on this account.
55. **The competent authority on behalf of the Board of Governors reserves the right to terminate the contract if,**
 - (a) **Any violation of labour law has been observed.**
 - (b) **Any of the construction workers engaged in the works under this contract is found also engaged in Service Contracts of the Institute at the same time.**
56. **The competent authority on behalf of the Board of Governors reserves the right to disqualify an agency for**
 - (a) **Non-compliance of Institute orders**
 - (b) **Violation of Institute policies****as established by the Competent Authority in the best interests of the Institute.**

2.2 Instructions for Online BID Submission

This tender document has been published on the Central Public Procurement Portal (URL: <http://eprocure.gov.in/eprocure/app>). The bidders are required to submit softcopies of their bids electronically on the CPP portal, using valid Digital Signature Certificates (DSC). The instructions given below are meant to assist the bidders in registering on the CPP portal, prepare their bids in accordance with the requirements and submitting their bids online on the CPP portal.

More information useful for submitting online bids on the CPP portal may be obtained at <http://eprocure.gov.in/eprocure/app>

2.2.1 Registration

1. Bidders are required to enroll on the e-procurement module of the Central Public Procurement portal (URL:<http://eprocure.gov.in/eprocure/app>) by clicking on the link, “click here to enroll”. Enrolment on the CPP portal is free of charge
2. As part of the enrolment process, the bidders will be required to choose a unique username and assign a password for the accounts.
3. Bidders are advised to register their valid e-mail address and mobile number as part of the registration process. These would be used for any communication from the CPP portal.
4. Upon enrolment, the bidders will be required to register their valid Digital Signature Certificate (class 2 or class 3 certificates with signing key usage) issued by any certifying authority recognized by CCA India (e.g. Sify / TCS / nCode/ eMudhra etc.) with their profile.

5. Only one valid DSC should be registered by a bidder. Please note that bidders are responsible to ensure that they do not lend their DSCs to others which may lead to misuse.
6. Bidder then logs in to the site through the secured log-in by entering their user ID Password and the password of the DSC / eToken.

2.2.2 Searching for tender documents

1. There are various search options built in the CPP portal to facilitate bidders to search active tenders by several parameters. These parameters could include tender ID, organization name, location, date, value, etc. There is also an option of advanced search for tenders, wherein the bidders may combine a number of search parameters such as organization name, form of contract, location, date, other keywords etc. to search for a tender published on the CPP portal.
2. Once the bidders have selected the tenders they are interested in, they may download the required documents / tender schedules. The tenders can be moved to the respective “My Tenders” folder. This would enable the CPP portal to intimate the bidders through SMS / e-mail in case there is any corrigendum issued to the tender document.
3. The bidder should make a note of the unique Tender ID assigned to each other; in case they want to obtain any clarification/help from the Helpdesk.

2.2.3 Preparation of bids

1. Bidder should take into account any corrigendum published on the tender document before submitting their bids.
2. Please go through the tender advertisement and the tender document carefully to understand the documents required to be submitted as part of the bids. Please note the number of covers in which the bid documents have to be submitted. Any deviations from these may lead to rejection of the bids.
3. Bidder, in advance, should get ready the bid documents to be submitted as indicated in the tender document / schedule and generally, they can be in PDF / XLS / RAR / DWF formats. Bid documents may be scanned with 100 dpi with black & white option.
4. To avoid the time and effort required in uploading the same set of standard documents which are required to be submitted as a part of every bid, a provision of uploading such standard documents (e.g., PAN card copy, annual reports, auditor’s certificates, etc.) has been provided to the bidders. Bidders can use “My Space” area available to them to upload such documents. These documents may be directly submitted from the “My Space” area while submitting a bid, and need not be uploaded again and again. This will lead to a reduction in the time required for bid submission process.

2.2.4 Submission of bids

1. Bidder should log into the site well in advance for bid submission so that he / she upload the bid in time i.e. on or before the bid submission time. Bidder will be responsible for any delay due to other issues.
2. The bidder has to digitally sign and upload the required bid documents one by one as indicated in the tender document.

3. Bidder has to select the payment option as “on-line” to pay the EMD as applicable and enter details of the instrument
4. A standard BOQ Format has been provided with the tender document to be filled by all the bidders. Bidders are requested to note that they should necessarily submit their financial bids in the format provided and no other format is acceptable. Bidders are required to download the BOQ file, open it and complete the white colored [unprotected] cells with their respective financial quotes and other details (such as name of the bidder). No other cells should be changed. Once the details have been completed, the bidder should save it online, without changing the filename. If the BOQ file is found to be modified by the bidder, the bid will be rejected.

OR

In some cases, financial bids can be submitted in PDF format as well (in lieu of BOQ).

5. The server time (which is displayed on the bidders’ dashboard) will be considered as the standard time for referencing the deadlines for submission of the bids by the bidders, opening of bids etc. The bidders should follow this time during bid submission.
6. All the documents being submitted by the bidders would be encrypted using PKI encryption techniques to ensure the secrecy of the data. The data entered cannot be viewed by unauthorized persons until the time of bid opening. The confidentiality of the bids is maintained using the secured Socket Layer 128-bit encryption technology. Data storage encryption of sensitive fields is done.
7. The uploaded tender documents become readable only after the tender opening by the authorized bid openers.
8. Upon the successful and timely submission of bids, the portal will give a successful bid submission message & a bid summary will be displayed with the bid no. and the date & time of submission of the bid with all other relevant details.
9. Add scanned PDF of all relevant documents in a single PDF file of compliance sheet.

2.2.5 Assistance to bidders

1. Any queries relating to tender document and the terms and conditions contained therein should be addressed to the tender inviting authority for a tender or the relevant contact person indicated in the tender.
2. Any queries relating to the process of online bid submission or queries relating to CPP portal in general may be directed to the 24 x 7 CPP Portal Help Desk.

2.2.6 General instruction to bidders

1. The tenders will be received online through portal <https://eprocure.gov.in/eprocure/app>. In the technical bids, the bidders are required to upload all the documents in PDF format.
2. Possession of a valid class II / III Digital Signature Certificate (DSC) in the form of smart card / e-token in the company’s name is a prerequisite for registration and participating in the bid submission activities through <https://eprocure.gov.in/eprocure/app>. Digital Signature Certificates can be obtained from the authorized certifying agencies, details of which are available in the website <https://eprocure.gov.in/eprocure/app> under the link “Information about DSC”.

Tenderers are advised to follow the instructions provided in the “Instructions to the tenderer” for the e-submission of the bids online through the Central Public Procurement Portal for e-procurement at <https://eprocure.gov.in/eprocure/app>.

Dean, Infrastructure and Planning
Indian Institute of Technology Kanpur

2.3 List of documents to be scanned and uploaded within the period of bid submission

The following mandatory documents to be submitted with online bid submission:

The Online bids (complete in all respect) must be uploaded online in two Envelops as explained here: -

2.3.1 Envelope - 1: Technical Bid

The following mandatory documents to be provided as **a single PDF** file in the same sequence as listed for an eligible bid:

1. EMD Declaration [as per 5.1](#)
2. Proof of submission of Processing Fees [as per 5.2](#)
3. GST Registration Certificate or GST Undertaking [as per 5.3](#)
4. EPF & ESI Registration
5. Copy of PAN card
6. Copy of MOU with Original Equipment Manufacturer of the network cables as per preferred makes and proof of the OEM as a member of TIA and BICSI with web link.
7. Affidavit for not being blacklisted/debarred/restrained [As per 5.4](#)
8. Performance report of works executed [as per 5.5](#)
9. Structure and Organization of the Agency [as per 5.6](#)
10. Declaration on Details of the Bidder(s) [as per 5.7](#)
11. Details of Similar Nature of Works Completed [as per 5.8](#)
12. Scanned copy of “A” class Electrical License
13. Declaration about Site Inspection [as per 5.9](#)
14. Tender Acceptance Letter [as per 5.11](#)
15. Certificate for Tender [as per 5.10](#)
16. Letter of Transmittal [as per 5.12](#)

2.3.2 Envelope - 2: Financial Bid

Price bid should be submitted in BOQ format

3 Eligibility Criteria

3.1 Eligibility criteria for contractors

Contractors who fulfill the following criteria shall be eligible to apply.

Eligible Bidders

Eligible bidders should satisfy the following criteria for evaluation:

1. **Experience (value of work done shall be within a span of one year):**

Firms/Contractors must have completed satisfactorily

i) One similar work of 80% value of the estimated cost put to tender

Or

ii) Two similar work of 60% value of the estimated cost put to tender

or

iii) Three similar work of 40% value of the estimated cost put to tender

Works completed during last 7 years ending on date [31.03.2024](#).

2. **Definition of similar work:** Similar type of work means “[Various External and internal electrical installation works](#)” done with any Central Government Department / Central Autonomous Body / Central Public Sector Undertakings /State Government and Private Institute / Establishment of repute in last 7 years (Not earlier than [01-04-2017](#)).

Eligible bidders must also satisfy the following conditions and ensure submission of all documents mentioned in 2.3

1. **Legal:** Unregistered Partnership Firm and Joint Venture or Consortium are not eligible.
2. **Registration:** Bidder should be registered with the Income Tax Department, Employees Provident Fund (EPF) Organization, Employees State Insurance (ESI) Corporation & GST. Bidders are not eligible in absence of these documents.
3. **Office:** Bidders have to establish its local accessible office registered with local GSTIN at IIT Kanpur to run the awarded work.

4 Bid Evaluation and Award

The following process will be followed for the Technical and Financial Bids Evaluation:

4.1 Technical Bid Evaluation

- Technical bids received complete in all respects covering the entire scope of work, will only be opened
- The technical bid evaluation is done only for bidders who satisfy the minimum criteria by submitting documentary proof supporting eligibility criteria and the bids of agencies who have not submitted these documents are liable to be rejected without notice

4.2 Financial Bid Evaluation

For financial bids, the following points shall be followed:

- After evaluation of Pre-Qualification Documents, a list of short listed agencies will be prepared.
- Thereafter the financial bids of only the qualified and technically acceptable bidders shall be opened at the notified time, date and place in the presence of the qualified bidders or their representatives, if present.
- The bid shall remain valid for **Ninety (90) days** from date of opening of eligibility bids/Technical bid.

NOTE

The employer reserves the right, without being liable for any damages or obligation to inform the bidder, to:

- Amend the scope and value of contract to the bidder.
- Reject any or all the applications without assigning any reason.

Any effort on the part of the bidder or his agent to exercise influence or to pressurize the employer would result in rejection of his bid. Canvassing of any kind is prohibited.

5 Various Forms and Formats

5.1 Declaration in lieu of submitting Earnest Money Deposit

Proforma for Declaration in lieu of submitting Earnest Money Deposit
(Scanned copy of this Declaration to be uploaded at the time of submission of bid)

Whereas, I/we (name of agency) have submitted bids for Name of work: - “Laying of 4 uplink wires for all UTP racks from fiber racks at various workshops and labs with all associated works in IIT Kanpur”.

I/we hereby submit following declaration in lieu of submitting Earnest Money Deposit:

1. If after the opening of tender, I/we withdraw or modify my/our bid during the period of validity of tender (including extended validity of tender) specified in the tender documents,
or
2. If, after the award of work, I/we fail to sign the contract, or to submit performance guarantee before the deadline defined in the tender documents,

I/we shall be suspended for **two year** and shall not be eligible to bid for IITK tenders from date of issue of suspension order.

.....
Signature of the Bidder(s)

5.2 Format for submission of processing fees

Format for proof of submission to be uploaded along with transaction slip
(Scanned copy of this page to be uploaded at the time of submission of bid)

I/we have submitted the processing fees as per the following details:

NIT No	:	Electrical/27/06/2024-1
Name of Agency	:	
GST number of Agency	:	
Date of transaction	:	
Total amount transferred	:	
UTR number	:	

.....
Signature of the Bidder(s)

Details of Institute Account for submitting processing fees are as follows:

Beneficiary Name: The Registrar, IIT Kanpur
Bank Name: SBI, IIT Kanpur
Account Number: 10426002126
IFSC Code: SBIN0001161

5.3 Undertaking regarding obtaining GST registration

Proforma for Undertaking regarding obtaining GST registration Certificate of The State in which work is to be taken up

(Undertaking to be furnished on a 'Non-Judicial' stamp paper worth Rs.100/)

(Scanned copy of this notarized undertaking to be uploaded at the time of submission of bid, if required)

If work is awarded to me, I/we shall obtain GST registration Certificate of the State, in which work is to be taken up within one month from the date of receipt of award letter or before release of any payment by IITK, whichever is earlier, failing which I/We shall be responsible for any delay in payments which will be due towards me/us on a/c of the work executed and/or for any action taken by IITK or GST department in this regard.

.....
(Signature of Bidder(s))

Or

.....
(An authorized Officer of the firm with stamp)

.....
(Signature of Notary with seal)

5.4 Affidavit for not being blacklisted/debarred/restrained

Proforma for AFFIDAVIT for not being blacklisted/debarred/restrained

(AFFIDAVIT to be submitted on a 'Non-Judicial' stamp paper worth Rs.100/)

(Scanned copy of this notarized affidavit to be uploaded at the time of submission of bid)

I/we undertake and confirm that our firm/partnership firm has not been blacklisted and/or debarred/restrained by any Central Govt./ State Govt. Agency/ Autonomous body of the Central or State govt./ PSU etc. Further that, if such information comes to the notice of the Institute, then I/we shall be debarred for bidding in the Institute in future forever. Also, if such information comes to the notice of the Institute on any day before date of start of work, the competent authority shall be free to cancel the agreement and to forfeit the entire amount of Earnest Money Deposit/Performance Guarantee.

.....
(Signature of Bidder(s))

Or

.....
(An authorized Officer of the firm with stamp)

.....
(Signature of Notary with seal)

5.5 Performance report on work executed

Proforma of Performance report on works referred to in Financial Information

(To be printed in Company's Letterhead)

(Scanned copy of the Performance Reports to be uploaded at the time of submission of bid)

1. Name of work/project & location:
2. Agreement no.:
3. Estimated cost:
4. Tendered cost:
5. Date of start:
6. Date of completion:
7. Stipulated date of completion:
8. Actual date of completion:
9. Amount of compensation levied for delayed completion, if any:
10. Amount of reduced rate items, if any:
11. Performance Report:
 - (a) Quality of work: Outstanding / Very Good / Good /Poor
 - (b) Technical Proficiency: Outstanding / Very Good / Good /Poor
 - (c) Resourcefulness: Outstanding / Very Good / Good /Poor
 - (d) General Behavior: Outstanding / Very Good / Good /Poor

Date:

Signature of Superintending Engineer or Equivalent

5.6 Structure and Organization of the Agency

Proforma of providing Structure and Organization of the Bidding Agency

(To be printed in Company's Letterhead)

(Scanned copy of the Structure and Organization Document to be uploaded at the time of submission of bid)

1. Name & address of the bidder:
2. Telephone no./Telex no./Fax no.:
3. Email address for Communication.:
4. Legal status of the bidder (attach copies of original document defining the legal status):
 - (a) An Individual:
 - (b) A proprietary firm:
 - (c) A firm in partnership:
 - (d) A limited company or Corporation:
5. Particulars of registration with various Government Bodies (attach attested photocopy)
Organization / Place of registration Registration No.
 - 1.
 - 2.
 - 3.
6. Names and titles of Directors & Officers with designation to be concerned with this work.
7. Designation of individuals authorized to act for the organization
8. Has the bidder, or any constituent partner in case of partnership firm, ever been convicted by the court of law? If so, give details.
9. Any other information considered necessary but not included above.

(Signature of of Bidder(s))

5.7 Declaration on Details of the Bidders

Proforma of Declaration on Details of the Bidders

(To be printed in Company's Letterhead)

(Scanned copy of the Performance Reports to be uploaded at the time of submission of bid)

DECLARATION

I/We,hereby declare that all the information and data furnished by our organization with regard to this tender specification are true and complete to the best of our knowledge. I/we have gone through the specification, conditions and stipulations in details and agree to comply with the requirements and intent of specification.

Particulars of the bidder as per following details:

1	Name of the firm / organization	:	
2	Type of the firm / organization: Public Ltd. / Private Ltd. / Registered firm	:	
3	Registered address	:	
4	Address of office	:	
5	Contact people	:	
6	Name & Designation	:	
7	Landline & Mobile numbers	:	
8	E-mail IDs	:	
9	PAN No.	:	
10	GST No.	:	
11	EPFO Reg. No.	:	
12	ESIC Reg. No.	:	
13	EMD Declaration attached with signature	:	Yes/ No
14	Has the applicant ever been required to suspend any project for a period of more than six months continuously after Commencement of work?	:	If so, give the name of the project and reasons of suspension of project
15	Has the applicant ever been convicted by a court of law?	:	YES / NO, If yes, give details of the case
16	Details of any litigation in which the applicant is/was involved.	:	
17	All forms submitted as desired in the bid	:	Yes / No

18 Undertaking regarding no subletting of :
work

We further declare that our organization has not been blacklisted /delisted or put to any holiday by any Institutional agency / Govt. Department / Public Sector Undertaking in the last three years.

Date:

Signature of Bidder(s) with seal

5.8 Details of Similar Nature of Works Completed

Proforma for submission of Details of Eligible Similar Nature of Works Completed* during the Last Seven Years ending previous day of the last date of submission of tenders

The contractor needs to submit the supporting documents in the following tabular format:

Sr.No	Name of work/project and location	Owner or sponsoring organization	Cost of work in crores of rupees	Date of commencement as per contract	Stipulated date of completion	Actual date of completion	Litigation / arbitration cases pending / in progress with details*	Name and address/ telephone number of whom reference maybe made	Whether the work was done on back to back basis Yes / No
1	2	3	4	5	6	7	8	9	10

* Indicate gross amount claimed and amount awarded by the Arbitrator.

Date:

Signature(s) of Bidder with seal

5.9 Declaration About Site Inspection

Declaration about Site Inspection

(By Bidder)

To

The Dean Infrastructure and Planning

Subject: Submission of Tender for the work of “Laying of 4 uplink wires for all UTP racks from fiber racks at various workshops and labs with all associated works in IIT Kanpur”.

Dear Sir/Madam,

It is hereby declared that as per terms and conditions of this tender document, I/ We the bidder inspected and examined the subject site and its surrounding and satisfy myself / ourselves as to the nature of the ground and sub-soil (so far as is practicable), the forms and nature of the site./ ourselves before submitting the bid, the accommodation which may require and all necessary information as to risks, contingencies and other circumstances which may influence or affect our bid have been obtained. I/We the bidder shall have full knowledge of the site and no extra charge consequent upon any misunderstanding or otherwise shall be claimed in later date. I /We bidder shall be responsible for arranging and maintaining at own cost all materials, tools & plants, water, electricity access, facilities for workers and all other services required for executing the work unless otherwise specifically provided for in the contract documents. Submission of a bid by me/us implies that I / We have read this notice and all other contract documents and has made myself /ourselves aware of the scope and specifications of the work to be done and local conditions and other factors having a bearing on the execution of the work.

Sincerely

(Duly authorized signatory of the Bidder)

5.10 Certificate for Tender

(To be given on Company Letter Head)

Date:

To,
Dean, Infrastructure and Planning
IIT Kanpur-208016

Sub: Certificate of compliance as per Rule 144 (xi) GFR's 2017

Tender Reference No:

Name of Tender / Work:

1. "I have read the clause regarding restrictions on procurement from a bidder of a country which shares a land border with India; I certify that this bidder is not from such a country or, if from such a country, has been registered with the Competent Authority. I hereby certify that this bidder fulfils all requirements in this regard and is eligible to be considered. [Where applicable, evidence of valid registration by the Competent Authority shall be attached.]"
2. "I have read the clause regarding restrictions on procurement from a bidder of a country which shares a land border with India and on sub-contracting to contractors from such countries; I certify that this bidder is not from such a country or, if from such a country, has been registered with the Competent Authority and will not sub-contract any work to a contractor from such countries unless such contractor is registered with the Competent Authority. I hereby certify that this bidder fulfills all the requirements in this regard and is eligible to be considered. [Where applicable, evidence of valid registration by the Competent Authority shall be attached.]"

Yours Faithfully,

(Signature of the Bidder, with Official Seal)

5.11 Tender Acceptance Letter

(To be given on Company Letter Head)

Date:

To,
Dean, Infrastructure and Planning
IIT Kanpur-208016

Sub: Acceptance of Terms & Conditions of Tender.

Tender Reference No:

Name of Tender / Work:

Dear Sir,

1. I/ We have downloaded / obtained the tender document(s) for the above mentioned 'Tender/Work' from the web site(s) namely: as per your advertisement, given in the above mentioned website(s).
2. I / We hereby certify that I / we have read the entire terms and conditions of the tender documents from Page No..... to (including all documents like annexure(s), schedule(s), etc ..), which form part of the contract agreement and I / we shall abide hereby by the terms / conditions / clauses contained therein.
3. The corrigendum(s) issued from time to time by your department/ organisation too have also been taken into consideration, while submitting this acceptance letter.
4. I / We hereby unconditionally accept the tender conditions of above mentioned tender document(s) / corrigendum(s) in its totality / entirety.
5. I / We do hereby declare that our Firm has not been blacklisted/ debarred/ terminated/ banned by any Govt. Department/Public sector undertaking.
6. I / We certify that all information furnished by our Firm is true & correct and in the event that the information is found to be incorrect/untrue or found violated, then your department/ organisation shall without giving any notice or reason therefore or summarily reject the bid or terminate the contract, without prejudice to any other rights or remedy including the forfeiture of the full said earnest money deposit absolutely.

Yours Faithfully,

(Signature of the Bidder, with Official Seal)

5.12 Letter of Transmittal

To

The Dean, Infrastructure and Planning
Indian Institute of Technology Kanpur
Kanpur, UP - 208016

Name of Work: [Laying of 4 uplink wires for all UTP racks from fiber racks at various workshops and labs with all associated works in IIT Kanpur](#)

Dear Sir/Madam

Having examined details given in Notice and bid document for the above work, I/we hereby submit the relevant information.

1. I/We hereby certify that all the statements made and information supplied in the enclosed forms and accompanying statement are true and correct.
2. I/we have furnished all information and details necessary for eligibility and have no further pertinent information to supply.
3. I/We also authorize the Dean, Infrastructure and Planning, Indian Institute of Technology Kanpur or his representative(s) to approach individuals, employers, firms and corporation to verify our competence, work experience, and general reputation.
4. I/we submit the following certificates in support of our suitability, technical knowledge and capability for having successfully completed the following eligible completed works:

Sl. No.	Name of work	Amount	Certificate issued by
1.			
2.			
3.			
4.			

CERTIFICATE

It is certified that the information given in the enclosed eligibility bid are correct. It is also certified that I/We shall be liable to be debarred, disqualified/ cancelation of enlistment in case any information furnished by me/us found to be incorrect.

Enclosures:

Date of submission:

Signature(s) of Bidder with seal

5.13 CPWD-7

CPWD-7

PERCENTAGE RATE TENDER & CONTRACT FOR WORKS

Tender for the “Laying of 4 uplink wires for all UTP racks from fiber racks at various workshops and labs with all associated works in IIT Kanpur”

1. To be uploaded as per details uploaded in CPP portal at www.eprocure.gov
2. To be opened in the presence of tenderers who may be present at the time of opening in the Dean, Infrastructure and Planning, IIT Kanpur.
3. The pre-qualification/Technical bid shall be opened first on due date and time as mentioned above. The time and date of opening of financial bid of contractors qualifying the technical bid shall be communicated to them at a later date.

TENDER

((To be signed in Company's Letterhead))

I/We have read and examined the notice inviting tender, schedule, A, B, C, D, E & F Specifications applicable, Drawings & Designs, General Rules and Directions, General Conditions of Contract (For construction works) 2023, clauses of contract, Special conditions, Schedule of Rate & other documents and Rules referred to in the conditions of contract and all other contents in the tender document for the work.

I/We hereby tender for the execution of the work specified for the Board of Governors within the time specified in Schedule 'F' viz., schedule of quantities and in accordance in all respect with the specifications, designs, drawing and instructions in writing referred to in Rule-1 of General Rules and Directions and in Clause 11 of the Conditions of contract and with such materials as are provided for, by, and in respect of accordance with, such conditions so far as applicable.

We agree to keep the tender open for **Ninety (90) days** from the due date of its opening and not to make any modification in its terms and conditions.

In lieu of EMD, I/We hereby submit Earnest Money Deposit (EMD) Declaration as per **5.1**

If I/We, fail to furnish the prescribed performance guarantee within prescribed period, I/We agree that the said Board of Governors or his successors, in office shall without prejudice to any other right or remedy, be at liberty to take action as per my/our EMD declaration as per Annexure-I. Further, if I/We fail to commence work as specified, I/We agree that Board of Governors or the successors in office shall without prejudice to any other right or remedy available in law, be at liberty to forfeit the said performance guarantee absolutely. The said Performance Guarantee shall be a guarantee to execute all the works referred to in the tender documents upon the terms and conditions contained or referred to those in excess of that limit at the rates to be determined in accordance with the provision contained in Clauses 12.2 and 12.3 of the tender form.

Further, I/We agree that in case of myself / our self-becoming liable for action as per my/our EMD declaration or forfeiture of Performance Guarantee as aforesaid, I/We shall be debarred for participation in the re-tendering process of the work.

I/We undertake and confirm that eligible similar work(s) has/have not been got executed through another contractor on back-to-back basis. Further that, if such a violation comes to the notice of Department, then I/we shall be debarred for tendering in Indian Institute of Technology Kanpur in future forever. Also, if such a violation comes to the notice of Indian Institute of Technology Kanpur before date of start of work, the Dean, Infrastructure and Planning shall be free to forfeit the entire amount of Performance Guarantee.

I/We hereby declare that I/We shall treat the tender documents drawings and other records connected with the work as secret/confidential documents and shall not communicate information/derived there from to any person other than a person to whom I/We am/are authorized to communicate the same or use the information in any manner prejudicial to the safety & integrity of IIT Kanpur

Date:

Signature(s) of Contractor(s) with seal

Address:

Occupation:

6 Proforma of Schedules

PROFORMA OF SCHEDULES (Tender)

6.1 SCHEDULE 'A': Schedule of Quantities

Schedule of Quantities : BOQ uploaded separately

6.2 SCHEDULE 'B': Schedule of materials to be issued to the contractor

Schedule of materials to be issued to the contractor: NIL

6.3 SCHEDULE 'C': Tools and plants to be hired to the contractor

Tools and plants to be hired to the contractor: NIL

6.4 SCHEDULE 'D': Extra schedule for specific requirements/document for the work, if any

Extra schedule for specific requirements/document for the work, if any: NIL

6.5 SCHEDULE 'E': Reference to General Conditions of contract

Reference to General Conditions of contract	:	General Conditions of Contract 2023 for Construction Works & Maintenance work and as amended / modified up to the last date of submission of Bid.
Name of Work	:	“Laying of 4 uplink wires for all UTP racks from fiber racks at various workshops and labs with all associated works in IIT Kanpur”
Total Estimated cost of work	:	Rs. 5,66,014/-
Earnest Money	:	EMD declaration to be submitted
Performance Guarantee	:	5% of tendered value
	:	PG release on completion of work will be conditional to restoring original site conditions after laying of pipes and cables. Proof of site conditions with before and after photographs should be verified by Engineer-In-Charge to initiate the completion certificate of the work and to release the PG.

Security Deposit : 2.5% of tendered value will be deducted from each bill. Same would be released after successful completion of One year defect liability period and as mentioned in the special conditions of the contract.

6.6 SCHEDULE 'F': General Rules and Directions

GENERAL RULES & DIRECTIONS:

Officer Inviting tender: Dean, Infrastructure and Planning

6.6.1 Definitions

1 Inviting Authority	:	Dean, Infrastructure and Planning
2(v) Engineer-in-Charge: For Electrical and Mechanical Items of Work	:	Engineer Authorized by Dean, Infrastructure and Planning
2(viii) Accepting Authority	:	Dean, Infrastructure and Planning
2(x) Percentage on cost of materials and Labour to cover all overheads and profits	:	15%
2(xi) Standard Schedule of Rates	:	For Electrical Work: DSR (E&M), 2022 & MR with up-to-date correction slip
2(xii) Department	:	Infrastructure and Planning, IIT Kanpur
9(ii) General Conditions of Contract 2023, SOPs 2022, CPWD Form 7 as amended / modified up to the last date of submission of Bid.		

6.6.2 Clauses

Clause 1

Time allowed for submission of Performance Guarantee, Programme Chart (Time and Progress) and applicable labour licenses, registration with EPFO, ESIC and BOCW welfare board or proof of applying thereof from the date of issue of the letter of acceptance : **7 days**

Maximum allowable extension with late fee @ 0.1% per day of Performance Guarantee amount beyond the Period provided in (i) above	:	7 days
Clause 1A	:	Applicable. The Defect liability period shall be One year from the date of handing over of the assigned works to the user/Institute
Clause 2 Authority for fixing compensation under Clause 2	:	Dy. Director/Director, IIT Kanpur
Clause 2A Whether Clause 2A shall be applicable	:	YES
Clause 5	:	
(i): Number of days from the date of issue of letter of acceptance for reckoning date of start	:	15 days
ii: Milestones	:	As per Table 6
Clause 6: Computerized Measurement Bill	:	<i>Applicable</i>
Clause 7	:	Applicable
Clause 10A	:	Applicable
Clause 10B (ii)	:	Not Applicable
Clause 10B (iii)	:	Not Applicable
Clause 10C	:	<i>Not Applicable</i>
Clause 10CA	:	<i>Not Applicable</i>
Clause 10CC	:	Not applicable
Clause 11	:	CPWD specifications of all E&M items, with correction Slips issued up to the last date of receipt of tenders (herein called CPWD Specifications also) and as per NIT for E&M works .
Clause 12: Type of work	:	Original Work
Clause 12.2 & 12.3: Deviation limit beyond which clause 12.2 & 12.3 shall apply for Building & foundation work (except items mentioned in earth work in DSR and related items)	:	30%

Clause 16 Competent Authority for deciding reduced rates: For Civil items and For Electrical items of work	: As per Table 7
Clause 17 - Defect liability period completion of contract whichever is later	: One year and those listed in Special Conditions of Contract
Clause 18 - List of mandatory machinery, tools & plants to be deployed by the contractor at site	: Those Listed in Special Conditions of Contract, if any
Clause 32 - Requirement of Technical Representative(s)	: as per Table 8

If the Contractor commits default in commencing the execution of the work as aforesaid, the performance guarantee shall be forfeited.

Table 6: Major milestones of the project

Sl. No.	Description of Milestone (Physical)	Time allowed from date of start	Maximum Duration of work	Amount to be withheld in case of non-achievement of milestone (% of composite tendered amount)
1	Laying of 4 uplink wires for all UTP racks from fiber racks at Aerospace, Central Workshop and Sudo lab with all associated works	4 weeks	4 weeks	5

The detailed program chart approved by the engineer-in-charge shall indicate how the resources will be deployed by the contractor to maintain desired progress and for the completion of the work within the specified period. If the submitted program is approved, the milestone shall be redefined accordingly by the [Dean, Infrastructure and Planning, Indian Institute of Technology Kanpur](#). The amount to be withheld in such a case, for non-achievement of milestone(s), shall remain unaltered i.e., 5% of tendered amount.

Time allowed for execution of work : One (1) month

Table 7: Authority to decide

(i)	Extension of time (EOT)	:	Dy. Director/Director, IIT Kanpur
(ii)	Rescheduling of milestones	:	Dean, Infrastructure and Planning, IIT Kanpur
(iii)	Shifting of date of start in case of delay in handing over of site	:	Dean, Infrastructure and Planning, IIT Kanpur

Table 8: Requirement of one of these technical staffs for the work component(s), Clause 32

Sl No.	Requirement of Technical staff		Minimum experience in Year	Designation	Rate at which recovery shall be made from the contractor in the event of not fulfilling provision of Clause 32	
	Qualification (Of the work component)	Number			Figures	Words
1	Graduate Engineer (Or Diploma Engineer)	1	5 years	Project Planning/ quality/ Site Engineer (Electrical/ Mechanical)	Rs. 15,000/-pm per month per person	Rupees Fifteen Thousand only per month per person

Note: Project/Site Engineer for Electrical work mentioned must be required from the beginning of the work to meet the date of handover of site as per special terms and conditions. The details of the appointed site engineers should be verified and approved by Engineer-in-Charge.

7 Scope of work

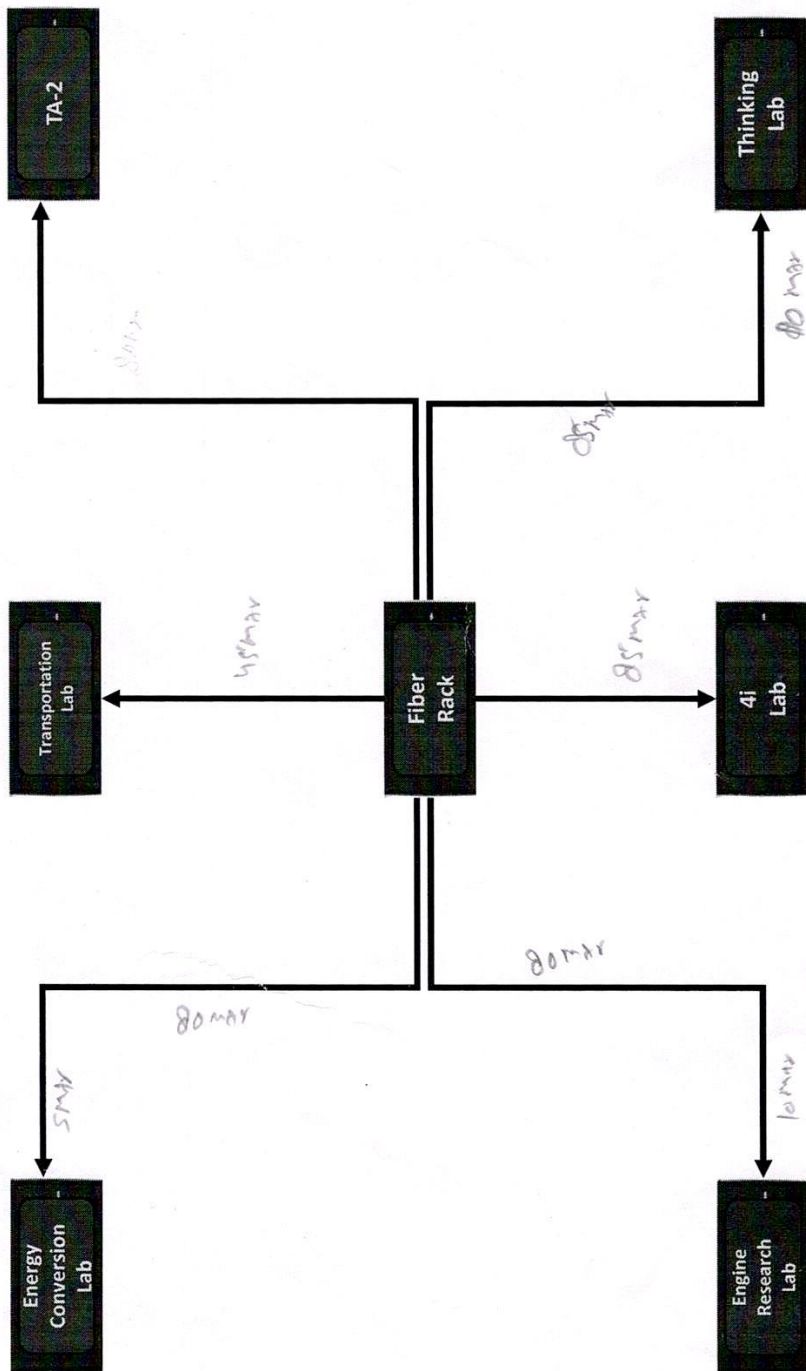
7.1 Brief of the works

1. Supplying and drawing of UTP 4 pair CAT 6 LAN cable as per technical specifications mentioned in the BOQ and Tender Document.
2. Providing and fixing metal boxes, DLP trunking and other associated accessories as per BOQ.
3. Supply and laying of HDPE pipe as mentioned in BoQ and as per direction of Engineer-in-Charge.

Note: The scope of the works listed above is indicative only. For the details of the works, please refer to the BoQ and the work has to be done strictly as per the specifications in the BoQ.

7.2 Indicative diagram for laying the cables

Central Workshop

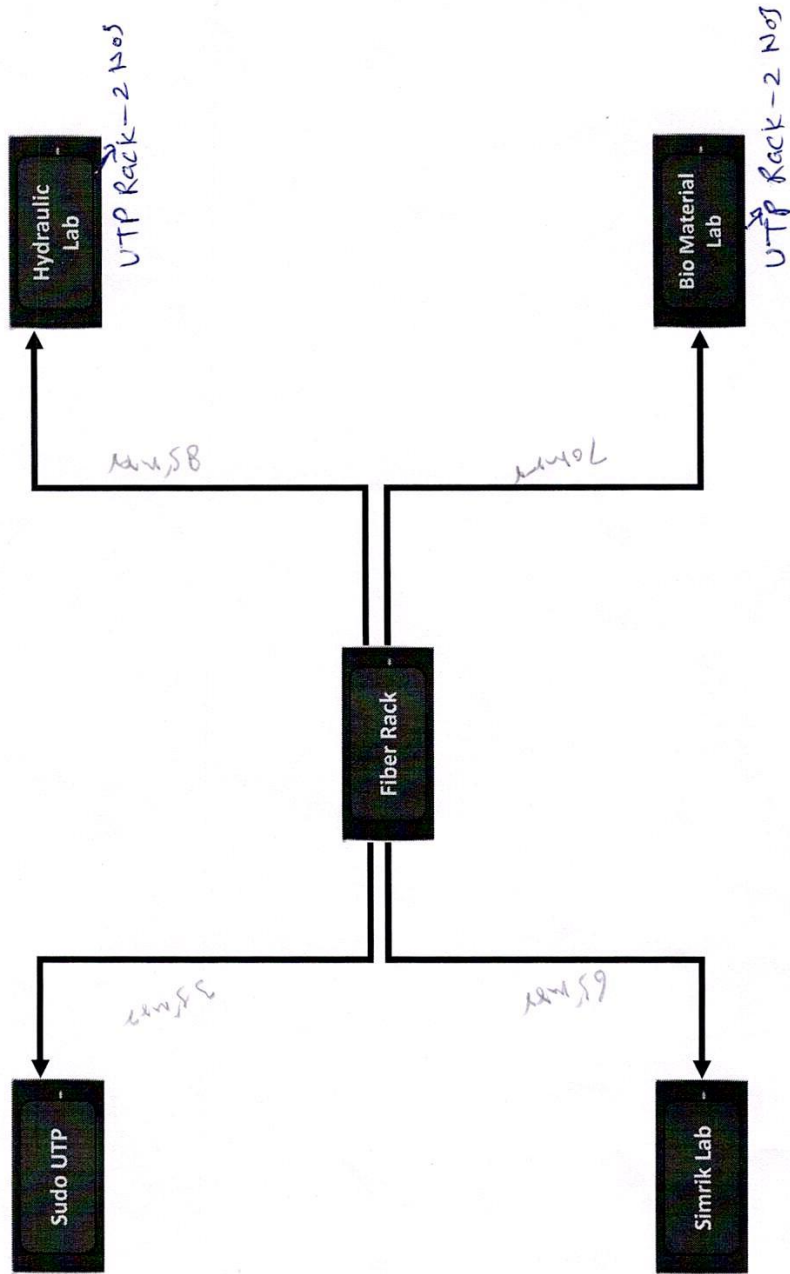


Doc

SSG

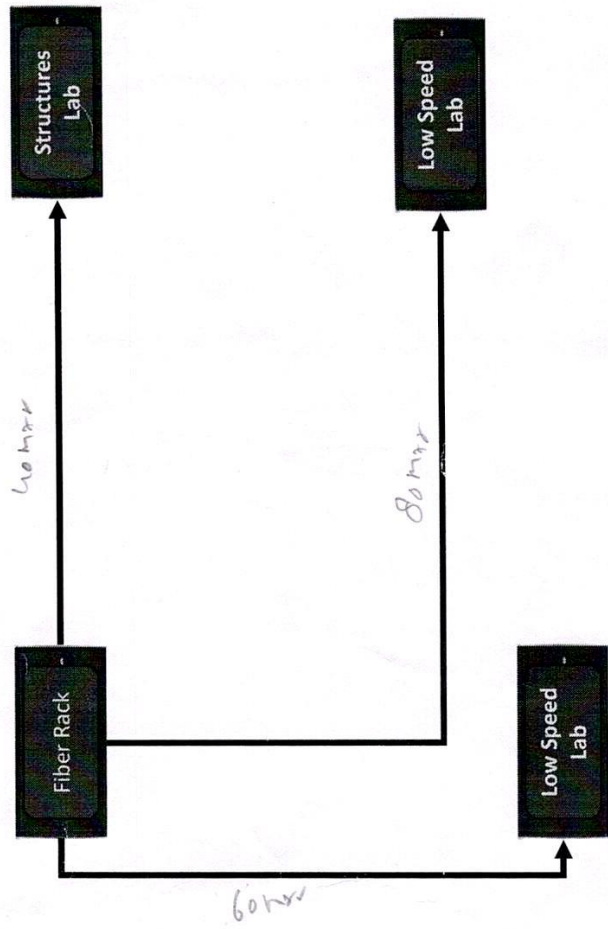
Sudo Lab

12/20



Handwritten signature

Aero Space



Pat

540

180

7.3 Materials Verification

The contractor shall inform the Engineer in charge in advance, for verifying the measurement of the concealed items like pipes, pipes laying, cable laying etc., done by the contractor on the very day of the above said events.

7.4 General Specifications for Electrical Works

7.4.1 Specifications Medium Voltage Swithgear

1. STANDARDS AND CODES

The following Indian Standard Specifications and Codes of Practice will apply to the equipment and the work covered by the scope of this contract. In addition the relevant clauses of the Indian Electricity Act 1910 and Indian Electricity Rules 1956 as amended upto date shall also apply. Wherever appropriate Indian Standards are not available, relevant British and/or IEC Standards shall be applicable.

BIS certified equipment shall be used as a part of the Contract in line with Government regulations. Necessary test certificates in support of the certification shall be submitted prior to supply of the equipment.

It is to be noted that updated and current Standards shall be applicable irrespective of those listed below.

Low voltage Switchgear and Control gear specifications IS 13947 : 1993

Part I – General

Part 2 – Circuit Breakers

Part 3 – Switch Fuse Units

Part 4 – Contactors and Motor Starters

Part 5 – Control Circuit Devices

Electrical Relays for power system protection IS 3231 : 1986

Low voltage Switchgear and Controlgear assemblies IS 8623 : 1993

Marking of Switchgear busbars IS 11353 : 1985

Degree of Protection of Enclosures for low

voltage switchgear IS 2147 : 1962

Code of Practice for selection, installation and

maintenance of Switchgear IS 10118 : 1982

2. SWITCH FUSE UNITS

2.1 Switch fuse units, incorporated in switchboards wherever required shall conform in all respects to IS 13947 : 1993. Switch fuse units shall be suitable for 415 Volts 3 Phase 50 HZ AC supply and shall be suitable for AC - 23 A duty.

Unit housing shall be of robust construction designed to withstand arduous conditions. Sheet steel used shall be given rigorous rust proofing treatment before fabrication and painting Units

shall have double break per phase in order to isolate fuse links when the switch is in OFF position.

Operating mechanism of units shall be crisp and positive in action with quick- make and quick-break silver plated contacts. Operating handle shall be suitable for rotary operation unless otherwise specified. Position of handle such as ON and OFF shall be clearly indicated.

All live parts inside the switch fuse units shall be shrouded to prevent any accidental contact.

All the terminals shall be liberally designed. All units above 100 A shall be provided with integral cable sockets.

All switch units shall be provided with suitable interlocks such that the door of the switchboard panel shall not open unless the switch is in OFF position. Provision for padlocking the switch in OFF position shall also be provided.

Routine and type tests as per IS 13947 : 1993 shall be conducted at works and test certificates furnished.

3. MOULDED CASE CIRCUIT BREAKERS

i) Moulded case circuit breakers (MCCB) or fuse free breakers, incorporated in switchboards wherever required, shall conform to IS 13947 : 1993 in all respects. MCCBs shall be suitable either for single phase 240 Volts or 3 Phase 415 Volts AC 50 HZ supply.

ii) MCCB cover and case shall be made of high strength heat resisting and flame retardant thermosetting insulating material. Operating handle shall be quick make/break, trip - free type. Operating handle shall have suitable ON, OFF and TRIPPED indicators. Three phase MCCBs shall have a common handle for simultaneous operation and tripping of all the three phases. Suitable arc extinguishing device shall be provided for each contact. Tripping unit shall be of thermal/magnetic type provided on each pole and connected by a common tripe bar such that tripping of any one pole causes three poles to open simultaneously. Thermal/magnetic tripping device shall have IDMT characteristics for sustained over loads and short circuits.

iii) Contact trips shall be made of suitable arc resistant sintered alloy. Terminals shall be of liberal design with adequate clearances.

iv) MCCBs shall be provided with following accessories, if specified in drawings/schedule of quantities :

- Under voltage trip
- Shunt trip
- Alarm switch
- Auxiliary switch

v) MCCBs shall be provided with following interlocking devices for interlocking the door a switch board.

- Handle interlock to prevent unnecessary manipulations of the breaker.
- Door interlock to prevent door being opened when the breaker is in ON position
- Deinterlocking device to open the door even if the breaker is in ON position.

MCCBs shall have rupturing capacity as specified in drawings/schedule of quantities.

4. METERING, INSTRUMENTATION AND PROTECTION.

The switchboard shall have required current and potential transformers as per schedule of quantities for metering and protection. The transformers shall comply to relevant ISS and class of accuracy required for metering and protection. Separate sets of CTs shall be provided for metering and protection.

4.1 Current Transformers

C/Ts shall conform to IS 2705 (part -I, II and III) in all respects. All C/Ts used for medium voltage application shall be rated for 1 kV. C/Ts shall have rated primary current, rated burden and class of accuracy as specified in schedule of quantities/drawings. Rated secondary current shall be 5A unless otherwise stated. Minimum acceptable class for measurement shall be class 0.5 to 1 and for protection class SP 10. C/Ts shall be capable of withstanding magnetic and thermal stresses due to short circuit faults of 31 MVA on medium voltage. Terminals of C/Ts shall be paired permanently for easy identification of poles. C/Ts shall be provided with earthing terminals for earthing chassis, frame work and fixed part of metal casing (if any). Each C/T shall be provided with rating plate indicating:

- Name and make
- Serial number
- Transformation ratio
- Rated burden
- Rated voltage
- Accuracy class

CTs shall be mounded such that they are easily accessible for inspection, maintenance and replacement. Wiring for CT shall be with copper conductor PVC insulated wires with proper termination works and wiring shall be bunched with cable straps and fixed to the panel structure in a neat manner.

4.2 Potential Transformer

PTs shall conform to IS 3156 (Part-I,II and III) in all respects.

4.3 Measuring Instruments

Direct reading electrical instruments shall conform to IS 1248 or in all respects. Accuracy of direct reading shall be 1.0 of voltmeter and 1.5 for ammeters. Other instruments shall have accuracy of 1.5. Meters shall be suitable for continuous operation between -10° C and +50° C. Meters shall be flush mounting and shall be enclosed in dust tight housing. The housing shall be of steel or phenolic mould. Design and manufacture of meters shall ensure prevention of fogging of instrument glass. Pointer shall be black in colour and shall have Zero position adjustment device operable from out side. Direction of deflection shall be from left to right. Suitable selector switches shall be provided for ammeters and volt meters used in three phase system. The rating type and quantity of meters, instruments and protective device shall be as per Schedule of Quantities /drawings

4.3.1 Ammeters

Ammeters shall be of moving iron type. Moving part assembly shall be with jewel bearings. Jewel bearings shall be mounted on a spring to prevent damage to pivot due to vibrations and shocks. Ammeters shall be manufacture and calibrated as per IS 1248

Ammeters shall normally be suitable for 5 A secondary of current transformers.

Ammeters shall be capable of carrying substantial over loads during fault conditions.

4.3.2 Voltmeters

Voltmeters shall be moving iron type range of 3 phase 415 volt voltmeters shall be 0-500. Volt meters shall be provided with protection fuse.

4.3.3 Watt meter

Wattmeter shall be of 3 phase electro dynamic type and shall be provided with a maximum demand indicator if required.

4.3.4 Power factor meters

3 phase power factor meters shall be of electro dynamic type with current and potential coils suitable for operation with current and potential transformers provided in the panel. Scale shall be calibrated for 50% lag - 100% - 50% readings. Phase angle accuracy shall be $\pm 4^\circ$.

4.3.5 Energy and reactive power meters

Trivector meters shall be two element, integrating type, KWH, KVA, KVARH meters. Meters shall conform to IEC 170 in all respects. Energy meters, KVA, and KVARH meters shall be provided with integrating registers. The registers shall be able to record energy conception of 500 hours corresponding to maximum current at rated voltage and unity power factor. Meters shall be suitable for operation with current and potential transformers available in the panel.

4.4 Relays

Protection relays shall be provided with flag type indicators to indicate cause of tripping. Flag indicators shall remain in position till they are reset by hand reset. Relays shall be designed to make or break the normal circuit current with which they are associated. Relay contacts shall be of silver or platinum alloy and shall be designed to withstand repeated operation without damage. Relays shall be of draw out type to facilitate testing and maintenance. Draw out case shall be dust tight. Relays shall be capable of disconnecting faulty section of network without causing interruption to remaining sections. Analysis of setting shall be made considering relay errors, pickup and overshoot errors and shall be submitted to Engineer-in-Charge for approval.

4.4.1 Over current relays

Over current relays shall be induction type with inverse definite minimum time lag characteristics. Relays shall be provided with adjustable current and time settings. Setting for current shall be 50 to 200 % insteps of 25%. The IDMT relay shall have time lag (delay) of 0 to 3 seconds. The time setting multiplier shall be adjustable from 0.1 to unity. Over current relays shall be fitted with suitable tripping device with trip coil being suitable for operation on 5 Amps.

4.4.2 Earth fault relay

Same as over current relay excepting the current setting shall be 10% to 40% in steps of 10%.

4.4.3 Under voltage relay

Under voltage relays shall be of induction type and shall have inverse limit operation characteristics with pickup voltage range of 50 to 90% of the rated voltage.

4.5 Power factor correction capacitors

Power factor correction capacitors shall conform to IS 2834 in all respects. Approval of insurance association of India shall be obtain if called for. Capacitors shall be suitable for 3 phase 415 volts 50 HZ supply and shall be available in single and three phase units of 5,10,15,20,25 and 50 kVAR sizes as per requirements. Capacitor shall be usable for indoor use, permissible overloads being as below.

- Voltage overloads shall be 10% for continuous operation and 15% for six hours in a 24 hours cycle.
- Current overloads shall be 15 % for continuous operations and 50% for six hours in a 24 hours cycle.
- Over load of 30% continuously and 45% for six hours in a 24 hours cycle.

Capacitors shall be hermetically sealed in sturdy corrosion proof sheet steel containers and impregnated with non inflammable synthetic liquid. Every element of each capacitory unit shall be provided with its own built in silvered fuse. Capacitors shall have suitable discharge device to reduce the residual voltage from crest value of the rated voltage to 50 volts or less within one minute after capacitor is disconnected from the source of supply. The loss factor of capacitor shall not exceed 0.005 for capacitors with synthetic impregnates The capacitors shall withstand power frequency test voltage of 2500 volts AC for one minute. Insulation resistance between capacitors terminals and containers when a test voltage of 500 volts DC is applied shall not be less than 50 meg.ohms.

5. MEDIUM VOLTAGE SWITCH BOARDS

5.1 GENERAL

- All medium voltage switchboards shall be suitable for operation at three phase/three phase 4 wire, 415 volt, 50 Hz, neutral grounded at transformer system with a short circuit level withstand of 31 MVA at 415 volts or as per schedule of quantities.
- The Switch Boards shall comply with the latest edition with upto date amendments of relevant Indian Standards and Indian Electricity Rules and Regulations.

5.2 SWITCH BOARD CONFIGURATION

- The Switch Board shall be configured with Air Circuit Breakers, MCCB's, and other equipment as called for in the Schedule of Quantities.
- The MCCB's shall be arranged in multi-tier formation whereas the Air Circuit Breakers shall be arranged in Single or Double tier formation only to facilitate operation and maintenance.
- The Switch Boards shall be of adequate size with a provision of 25% spare space to accommodate possible future additional switch gear.

5.3 EQUIPMENT SPECIFICATIONS

All equipment used to configure the Switch Board shall comply to the relevant Standards and Codes of the Bureau of Indian Standards and to the detailed technical Specifications as included in this tender document.

5.4 CONSTRUCTIONAL FEATURES

- The Switch Boards shall be metal enclosed, sheet steel cubicle pattern, extensible, dead front, floor mounting type and suitable for indoor mounting.
- The Switch Boards shall be totally enclosed, completely dust and vermin proof. Synthetic rubber gaskets between all adjacent units and beneath all covers shall be provided to render the joints dust and vermin proof to provide a degree of protection of IP 42. All doors and covers shall also be fully gasketed with synthetic rubber and shall be lockable.
- The Switch Board shall be fabricated with CRCA Sheet Steel of thickness not less than 2.0 mm and shall be folded and braced as necessary to provide a rigid support for all components. The doors and covers shall be constructed from CRCA sheet steel of thickness not less than 1.6 mm. Joints of any kind in sheet metal shall be seam welded and all welding slag ground off and welding pits wiped smooth with plumber metal.
- All panels and covers shall be properly fitted and square with the frame. The holes in the panel shall be correctly positioned.
- Fixing screws shall enter holes tapped into an adequate thickness of metal or provided with hank nuts. Self threading screws shall not be used in the construction of the Switch Boards.

5.5 SWITCHBOARD DIMENSIONAL LIMITATIONS

- A base channel 75 mm x 5 mm thick shall be provided at the bottom.
- A minimum of 200 mm blank space between the floor of switch board and bottom most unit shall be provided.
- The overall height of the Switch Board shall be limited to 2300 mm
- The height of the operating handle, push buttons etc shall be restricted between 300 mm and 1800 mm from finished floor level.

5.6 SWITCH BOARD COMPARTMENTALIZATION

The Switch Board shall be divided into distinct separate compartments comprising

- A completely enclosed ventilated dust and vermin proof bus bar compartment for the horizontal and vertical busbars.
- Each circuit breaker, and MCCB shall be housed in separate compartments enclosed on all sides.
- Sheet steel hinged lockable doors for each separate compartment shall be provided and duly interlocked with the breaker/switch fuse unit in "on" and "off" position.
- For all Circuit Breakers separate and adequate compartments shall be provided for accommodating instruments, indicating lamps, control contactors and control fuses etc. These shall be accessible for testing and maintenance without any danger of accidental contact with live parts of the circuit breaker, busbars and connections.
- A horizontal wire way with screwed cover shall be provided at the top to take interconnecting control wiring between vertical sections.
- Separate cable compartments running the height of the Switch Board in the case of front access Boards shall be provided for incoming and outgoing cables.

- Cable compartments shall be of adequate size for easy termination of all incoming and outgoing cables entering from bottom or top.
- Adequate and proper support shall be provided in cable compartments to support cables.

Following minimum clearances to be maintained after taking into consideration connecting bolts, clamps etc.

- i) Between phases 32 mm
- ii) Between phases and neutral 26 mm
- iii) Between phases and earth 26 mm
- vi) Between neutral and earth 26 mm

5.7 SWITCH BOARD BUS BARS

- The Bus Bar and interconnections shall be of electrolytic Copper/Aluminium and of rectangular cross sections suitable for full load current for phase bus bars and half rated current for neutral bus bar. The maximum current density for copper shall be 1.2 amps per sq. mm. and for Aluminium shall be 0.8 amp per Sq. mm. and suitable to withstand the stresses of a 31 MVA fault level or at 415 volts for 1 second or as per schedule of quantities. .
- The bus bars and interconnections shall be insulated with insulation tape/ fiber glass.
- The bus bars shall be extensible on either side of the Switch Board.
- The bus bars shall be supported on non-breakable, non-hygroscopic insulated supports at regular intervals, to withstand the forces arising from a fault level of 31 MVA at 415 volts for 1 second.
- All bus bars shall be colour coded.
- All bus bar connections in Switch Boards shall be bolted with brass bolts, washers and nuts.

5.8 SWITCH BOARD INTERCONNECTIONS

- All connections between the bus bars/Breakers/ shall be through solid copper strips of adequate size to carry full rated current and PVC/fibre glass insulated.

5.9 DRAW-OUT FEATURES

Air Circuit Breakers shall be provided in fully drawout cubicles. These cubicles shall be such that drawout is possible without disconnection of the wires and cables. The power and control circuits shall have self aligning and self isolating contacts. The fixed and moving contacts shall be easily accessible for operation and maintenance. Mechanical interlocks shall be provided on the drawout cubicles to ensure safety and compliance to relevant Standards. The MCCB's shall be provided in fixed type cubicles.

5.10 INSTRUMENT ACCOMMODATION

- Instruments and indicating lamps shall not be mounted on the Circuit Breaker Compartment door for which a separate and adequate compartment shall be provided and the instrumentation shall be accessible for testing and maintenance without danger of accidental contact with live parts of the Switch Board.

- For MCCB's instruments and indicating lamps can be provided on the compartment doors.
- The current transformers for metering and for protection shall be mounted on the solid copper/aluminium busbars with proper supports.

5.11 WIRING

All wiring for relays and meters shall be with PVC insulated copper conductor wires. The wiring shall be coded and labelled with approved ferrules for identification. The minimum size of copper conductor control wires shall be 1.5 sq. mm.

5.12 CABLE TERMINATIONS

- The cable terminations of the Circuit Breakers shall be brought out to terminal cable sockets suitably located at the rear of the panel.
- The cable terminations for the MCCB's shall be brought out to the rear in the case of rear access switchboards or in the cable compartment in the case of front access Switch Boards.
- The Switch Boards shall be complete with gland plates

13. SPACE HEATERS

The Switch Board shall have in each panel thermostatically controlled space heaters with a controlling 15 amp 230 volt switch socket outlet to eliminate condensation

5.14 EARTHING

A main earth bar of G.I shall be provided throughout the full length of the Switch Board with a provision to make connections to earth stations on both sides.

5.15 SHEET STEEL TREATMENT AND PAINTING

- Sheet Steel materials used in the construction of these units should have undergone a rigorous rust proofing process comprising of alkaline degreasing, descaling in dilute sulphuric acid and a recognised phosphating process or by using sand blasting method. The steel work shall then receive two coats of oxide filler primer before final painting. Castings shall be scrupulously cleaned and fettled before receiving a similar oxide primer coat.
- All sheet steel shall after metal treatment be spray or powder painted with two coats of shade 692 to IS 5 on the outside and white on the inside. Each coat of paint shall be properly stoved and the paint thickness shall be adequate.

5.16 NAME PLATES AND LABELS

Suitable engraved white on black name plates and identification labels of metal for all Switch Boards and Circuits shall be provided. These shall indicate the feeder number and feeder designation.

6. INSTALLATION

The foundations prepared as per the manufacturers drawings shall be levelled, checked for accuracy and the Switch Board installed. All bus bar connections shall be checked with a feeler gauge after installation. The cable end boxes shall be sealed to prevent entry of moisture. The main earth bar shall be connected to the sub-station earths.

A 15 mm thick rubber matting of preferred make on a 100 mm high timber platform shall be provided in front of and along the full length of the Switch Board. The width of the matting shall be 1000 mm. The rubber mat shall withstand 15 KV for 1 minute and leakage current shall not exceed 160 mA/sq. metre.

After installation the Switch Board shall be tested as required prior to commissioning.

7.4.2 Technical Specifications for CAT-6 4 Pair UTP Cables

Sl. No.	Description	Detailed Specifications
1	Type	Unshielded twisted pair cabling system, TIA / EIA 568-C.2 Category 6 Cabling system,CM/CMR rated cable
2	Network support	Supports ultrahigh speed data networks such as Gigabit Ethernet (1000 Base-T and 1000 Base-TX) and beyond.
3	TIA / EIA 568-B.1	ETL Verified and UL Listed both certificate should be submitted
4	Warranty	25-year systems warranty; Warranty to cover Bandwidth of the specified and installed cabling system.
5	Manufacturer	All passive cabling must be from same OEM (UTP and Fiber)
6	Conductors	23 AWG solid bare copper
7	Insulation	Polyethylene
8	Approvals	UL Listed ETL verified to TIA / EIA Cat 6 ETL & Ul should be printed on cable
9	Frequency tested up to	600 MHz minimum & Perfrom @ 300 MHz for full channel
10	Packing	Box of 305 meters
11	Impedance	100 Ohms + / - 15 ohms
12	Performance characteristics*	Attenuation, Pair-to-pair and PS NEXT, ELFEXT and PSELFEXT, Return Loss, ACR and PS ACR
13	Current Rating	1.5 A Max
14	Conductor DC Resistance	66.5 Ohm/km
15	Voltage	150VAC

***Performance characteristics and the TDS of the network cables should be approved by Authorized Representative of Computer Centre of IIT Kanpur and**

Engineer-in-Charge before procuring at site.

Associated OEM of the main contractor should be the member of TIA and BICSI with web link for the same.

7.5 Preferable Makes for Electrical Installation Works (as applicable)

The preferred makes of various components (as applicable) are listed as follows:

S. No.	Items	Makes
1	MS Conduit (ISI marked) with heavy duty accessories	BEC/ AKG / RM CON / Steel Krafts
2	PVC/ XLPE insulated aluminium/Copper conductor armoured	Havells / Finolex / KEI / Grandlay/ Polycab
3	unarmoured MV Cables up to 1100 V (ISI Marked)	
4	FRLS PVC insulated copper conductor stranded flexible wires i/c control cables (ISI Marked)	Havells / Finolex / KEI / Grandlay/ Polycab
5	Cable Raceway Floor / wall mounted and accessories	Legrand / MK (Honeywell) / OBO
6	Cable Tray & Accessories	Venus/ MEM /BEC/ RM CON/ Indiana
7	Modular Switch , Socket & Accessories	Legrand (Myrius) / M.K.(Element) / Schneider (Zencelo)/Legrand (Arteor)
8	Metal clad Industrial Socket outlet and Sheet Steel Enclosure for MCCB/MCB	Legrand / Siemens / Schneider/ Hager
9	Cable Glands	Dowells/ Commet / Gripwell/ Raychem
10	Lugs and end termination	Dowells/Commet/Braco
11	Change over switch	L&T / Socomac / ABB / Schneider
12	Distribution boards	Siemens (Betagard), / Hager/ Schneider (Acti9) / Legrand (<i>Ekinor</i> ³)/ L&T(Exora) /ABB(Elegence)
13	Protection Device (MCB/RCCB/RCBO/ELCB)	Siemens (5SL), / Hager/ Schneider (Acti9) / Legrand (DX 3)/ ABB(S200M)/L&T

14	Current transformer/ Potential transformer	AEL/ Gilbert & Maxwell/ Pragati/ Precise/L&T/ Kappa
15	Indicating Lamps LED type, Push Button	Siemens/ L&T / Schneider / Legrand
16	Electronic Digital Meters	Schenider (Conzerv)/ L&T/Secure/Siemens/ ABB/Legrand
17	MCCBs	Siemens (3VL) / L&T (D sine)/ Schneider (CVS) / Legrand (DPX 3)/ ABB (T max)
18	Power contactor	L&T (MNX) / Schneider (TesyS) / Legrand (CTX ³)/ABB(Ax)
19	Surge Protection Devices	Siemens/L&T / Schneider / Legrand/ OBO
20	Selector Switch	Salzer/Seimens/BCH/Kaycee/L&T
21	Auxiliary Relays	Siemens/ L&T / Schneider / Legrand / ABB
22	LED Lighting fixture	Philips/ Wipro/ Havells/ Crompton
23	Emergency Lighting / Exit Sign boards	Bajaj/ Prolite/ Glo-Line
24	Ceiling Fan, Fresh Air Fan, Exhaust fan	Havells/ Crompton/ Usha/ Orient/Atomberg
25	Paint	Nerolac / Asian / Berger/ICI
26	Lightning Protection System	OBO/ Cape Electric/ Infinite/ APS/Jeff Techno/Axis
27	G.I. Pipe	Tata, Jindal-Hissar, Prakash Surya
28	Rubber Mat (ISI Marked)	Jyoti / Deep Jyoti/ Premier
29	Fire Extinguisher	Minimax/ Life Guard/ Cease Fire / Newage
30	ACB (Air Circuit Breaker)	Siemens (3WL-ETU 45B) / Schneider (Master Pact NW -6.0P) / L&T (U power omega -MTX 3.5 EC) / Legrand (DMX 3 MP4)
31	CU/GI strip & GI wire for earthing	Jeff Techno/Axis/OBO
32	MS Conduit (ISI marked)	BEC/AKG/NIC/Steel craft/ M-Key, SK (E.R.W)
33	PVC Conduit and accessories	Polycab/AKG/Asian

34	1.1 KV aluminium armoured XLPE insulated and PVC sheathed Cable (LT cable)	Havells/KEI /Finolex/ Grandlay
35	Modular Switch & Socket	Legrand (Myrus)/M.K. (Element)/Schneider (Zencelo India)/Havells/ ABB
36	Metal clad Industrial Socket	Legrand/Siemens/Schneider/C&S/ABB
37	CAT 6 4 Pair UTP Cable	COMMSCOPE SYSTIMAX, Panduit, Molex
38	Crimp Patch Cord	Beldon/Siemon/Legrand/Penuit (Pannet)
39	Panel Accessories	Siemens /L&T/Schneider / Legrand/Tecnic / ABB/ C&S/Neptune
40	LED/Metal Halide/Fluorescent Internal Lighting Fixture	Philips/ Wipro/Havells/Crompton
41	External Lighting Fixture	Philips/ Wipro/Havells/Crompton
42	Ceiling Fan (ISI marked & BEE rated 5 star)	Havells/Almonard/Orient/Usha/Bajaj
43	Advance Lighting Protection System (Early Streamer Emission Type)	LPI (Australia)-by allied power/SGI (Duval Messien/satellite (France)- by SGI/Bradlay (USA)- by JMV/Erico (USA)-by security shoppe/ABB
44	Main LT Panels/ MCC Panel	(Main LT panel / MCC Panel board should be IEC 61439 part-1 and II manufacturer has to produces the relevant test certificate as per IEC code for the same failing which panel shall be rejected). L & T /Siemens / Schneider/ ABB/Legrand
45	Air Circuit Breaker	Siemens / Schneider /L&T /Legrand/ C&S/ABB
46	Surge Voltage Protection	Siemens /Schneider/L&T/Legrand/ABB
47	Earth fault module	Siemens/Schneider/L&T/Legrand
48	Protection relays	Siemens/Areva/L&T/Legrand
49	C.Ts and PTs	Kappa/AE/Matrix
50	Digital Meters	Siemens (PAC)/ Schneider/ (conzerv) / Secure Enersol / L&T/ Neptune
51	Indicating lamps	ESBEE/Schneider/Siemens/Vaishno/Neptune

52	Power capacitors	Epcos/ Neptune / Legrand /ABB/ L&T
53	Automatic Power factor correction relay/controller	Epcos/Siemens (PAC) /Schneider (Conzerv)/L&T/Neptune
54	Sealed Maintenance Free Batteries	Exide/Panasonic/Hitachi/Shinkobe
55	Battery charger	Caldyne/Chhabi Electricals/ Statcon/Max Power
56	Cable Trays (Factory Fabricated/Overhead & Floor Raceways)	Legrand/MEM/OBO/ Milestone/ Neptune
57	HDPE underground cable duct	Rex Polyextrusion/ Tirpura/Plasomatics/Duraline
58	Insulation Mats	DL Miller & Co. Ltd.?Premier Polyfilm Ltd./RMG Polyvinyl India Ltd/Jyoti
59	Smoke/Heat detectors	Apollo/ System Sensor/ Agni
60	Manual Call point	PRD/System-Tek/ Simplex/ System Sensor/Agni
61	Response indicators	PRD/System-Tek/ Simplex/ System Sensor/Agni
62	Fire Exit Signs	System-Tek/ Simplex/ Agni
63	Fire Control Panel	System-Tek/ Morley /Agni
64	Speaker / Hooter	System-Tek/ Philips /Agni
65	Occupancy Sensors/ Movement Sensor	Legrand/ Philips/ Wipro
66	Flush type switch /socket	Anchor/ Kinjal/ SSK/ Havells Reo
67	Fuse switches unit / switch fuse unit /HRC fuse	L&T / Siemens/ Havells/ C&S
68	Exhaust fan	Almonard/ Alstom/ Crompton/ Havells
69	XLPE insulated HT cables	KEI/Havells
70	Cable lug	Ascon (Heavy gauge) Jainson Dowells
71	Telephone wires/Telephone Cable / jelly filled telephone cables	Finolex /Delton/Havell's
72	Telephone tag blocks	Krone/ Pouyet
73	Telephone outlet	MK Electric /Legrand (Mosaic)/Crabtree (Piccadilly)

74	GI raceways	Milestone Engineering /Le-grand/MDS/Neptune Systems Pvt. Ltd./MK
75	PVC raceways	Legrand/ MK
76	Electronic ballast	Philips /Wipro/Bajaj/Decon/Crompton/Havells
77	DLP plastic trunking	Legrand/MK
78	Geysers	Recold /Venus /Usha Lexus /Sphere hot
79	Tower Light	Ligman/Simes/Bega
80	HT/LT transformers	ABB/Schneider /CGL (Crompton Greaves Ltd.)
81	HT SF-6 circuit breakers/VCB	Siemens /ABB/CGL/Schneider
82	Programmable Logic Controller(PLC)	Siemens/Allen-Bradley/Schneider
83	Earthing (Chemical Earthing) Plate Earthing	JMV/As per CPWD Norms
84	Octagonal Pole	Bajaj / Crompton / Phillips
85	11 kV HT panel Incoming relay	CGL/Schneider/ABB/ Siemens
86	Control Relay Panel	CGL/Schneider/ABB
87	Lightning Arrestor	ABB/Alltec/JMV
88	Temp. Gauge	Guru
89	Gate Valve	Leader/Sant
90	Electrical Backup	Spare hot/ Racold
91	PVC Tank	Syntex/ Polycon
92	Thermostat	ISI Marked
93	Flat Collector Plate	Solocrome/ Tata BP/ Racold
94	S.S Sheet	Jindal / National
95	HT/LT cable joints (Straight through/outdoor/indoor)	3M/ Denson/ M Seal/Raychem/ Cabseal
96	Alternator	STAMFORD/Crompton Greaves
97	DG Set	Caterpillar/Cummins Power / Kirlosker
98	Makes of accessories of HT / LT Panel / Transformers	As per standard practice of manufacturer.

99	Bus Trunking	C&S / L&T/ Schneider as per standard practice of OEM manufacturer / channel partner
100	HT Panel 11 KV	ABB/Schneider /CGL (Crompton Greaves Ltd.)
101	Bus Duct	Neptune/ Milestone/Tricolite
102	Lamp Holder (Brass)	Kay/SSk/Kinjal

Any other item not covered in the above list shall be ISI marked and as approved by Engineer In Charge.

8 Special Conditions of Contract

8.1 Timely Completion

1. The work included in this tender is of urgent nature.
2. The work of all components must be started simultaneously and has to be delivered together or early within the given time schedule.
3. The contractor has to deploy the labor and supervisory staff in shifts to meet the targeted completion date. The work may be executed in extended shifts or two shifts.
4. Number of days from the date of issue of letter of acceptance for reckoning date of start shall be as per Schedule. *If the Contractor commits default in commencing the execution of the work as aforesaid, the performance guarantee shall be forfeited.*
5. The detailed program chart approved by the engineer-in-charge shall indicate how the resources will be deployed by the contractor to maintain desired progress and for the completion of the work within the specified period. If the submitted program is approved, the milestone shall be redefined accordingly by the Dean of Infrastructure and Planning, IITK. The amount to be withheld in such a case, for non-achievement of milestone(s), shall remain unaltered. Any delay in achieving the milestone must be compensated within the limitations of time imposed in the Contract document
6. The contractor shall procure the required materials in advance so that there is sufficient time for testing of the materials and approval of the same before use in the work, as required.

8.2 Rates

1. Unless otherwise provided in the schedule of quantities of the work the rates tendered by the contractor shall be all inclusive and shall apply to all heights, lifts, leads and depths of the building (**inclusive of GST**) and nothing extra shall be payable to him on this account.
2. The rates for all items of work shall, unless clearly specified otherwise, include cost of all labours, materials and other inputs involved in the execution of the item irrespective of whether they have been specifically mentioned in the tender document or not.
3. In case the same item (s) appear more than once in the schedule of work / BOQ under the same sub head or among the different subhead of works, the lowest rate quoted for

that item (s) shall be considered for the particular item(s) wherever appeared in any part of BOQ / Schedule of works for the purpose of tender evaluation although web generated e-price bid may incorporate different quoted rate for same item(s) as per the quoting pattern of the tenderer. The tendered amount thus worked out shall be final & shall be binding on the contractor.

4. The rates quoted by the contractor will be deemed to be inclusive of any extra expenditure of this reason. The contractor has to increase the manpower or other tools etc. to do the work as per requirement of the work at his own expenses. Nothing shall be paid on this account.
5. The contractor shall provide at his own cost suitable weighing, surveying and leveling and measuring arrangements as may be necessary at site for checking. All such equipments shall be got calibrated in advance from laboratory, approved by the Engineer-in-Charge. Nothing extra shall be payable on this account.
6. Other agencies may also simultaneously execute and install the works and the contractor shall afford necessary facilities for the same. The contractor shall leave such recesses, holes, openings, trenches etc. as may be required for such related works (for which inserts, sleeves, brackets, conduits, base plates, clamps etc. shall be available as specified elsewhere in the contract) and the contractor shall fix the same at the time of casting of concrete, stone work and brick work, if required, and nothing extra shall be payable on this account.
7. All material shall only be brought at site as per program finalized with the Engineer-in-Charge. Any pre-delivery of the material not required for immediate consumption shall not be accepted and thus not paid for.
8. Water tanks, taps, sanitary, water supply and drainage pipes, fittings and accessories should conform to approved manufacturers specifications where CPWD Specifications are not applicable. The contractor should get the materials (fixtures/fittings) tested from approved labs wherever required at his own cost.
9. The contractor shall be responsible for the watch and ward / guard of the buildings, safety of all fittings and fixtures including sanitary and water supply fittings and fixtures provided by him against pilferage and breakage during the period of installations and thereafter till the building is physically handed over to the client department. No extra payment shall be made on this account.
10. The rates quoted by the Contractor are deemed to be inclusive of site clearance, setting out work, profile, establishment of reference bench mark(s), taking spot levels, construction of all safety and protection devices, barriers, preparatory works, working during monsoon, working at all depths, height, lead, lift and location etc until / unless specified otherwise and any other incidental works required to complete this work. Nothing extra shall be payable on this account.

8.3 Quality and Workmanship

1. The contractor shall be entirely responsible and answerable for all the works done by him regarding quality, adherence to the laid down specifications, terms and conditions, warranty/guarantee etc. and he shall be liable to bear any compensation that may be levied by the department under any of the clauses of the agreement.
2. The materials having ISI mark shall have precedence over the one conforming to IS

Specifications.

3. The proposed is for Institute premises and quality of work is paramount importance. Contractor shall have to engage well experienced skilled labour and deploy modern T & P and other equipment to execute the work.
4. Samples of all materials and fittings to be used in the work in respect of brand manufacturer and quality shall be approved from the Engineer-in-Charge, well in advance of actual execution and shall be preserved till the completion of the work.
5. All materials used in the work shall be new and of good quality, conforming to the relevant specifications as per good engineering practice. All the materials proposed to be used in the work should be approved from Engineer in Charge before use in work.
6. Articles bearing BIS certifications mark shall only be used unless no manufacturer has got BIS/ISI mark for the particular material. Any material/fitting whose sample has not been approved in advance and any other unapproved material brought by the contractor shall be immediately removed as soon as directed. Where the make of any particular material is not specified in the Contract document, the material shall be supplied as per makes desired by the engineer-in-charge.
7. It will be the responsibility of the contractor / bidder to ensure use of genuine materials in the work. The department reserves the right to get (any / all materials / components) inspected by the manufacturer or their authorized representatives at any stage of the execution of work. If any of the materials, supplied and used in work is found spurious at any stage, then the department reserves the right to ask the contractor to replace it by genuine one and make suitable recovery till it is done, even if any payment against that material is already made.
8. The contractor should get the make/TDS documents approved before procuring any material at site. The TDS/Make once approved shall not be changed without any valid recorded reasons. No material to be brought and used at site without the prior knowledge & approval of Engineer-in-Charge.
9. The department may ask for any valid document like manufacturer's test certificate, document for purchase of the material, document for import/shipment of imported materials etc. as deemed fit by the engineer-in-charge to ascertain genuineness of material supplied by/used in the work by the contractor. The contractor shall remain bound to submit all such documents to the department failing which payment may not be made or if already paid may be recovered/ withheld from subsequent running account payment.
10. All equipment and their components, and all the materials to be used in the work shall be suitable for the environmental conditions at the location of the work.
11. The contractor shall ensure quality control measures on different aspects of construction including materials, workmanship and correct construction methodologies to be adopted. He shall have to submit quality assurance programme within two weeks of the award of work. The quality assurance programme should include method statement for various items of work to be executed along with check lists to enforce quality control.
12. The contractor shall get the source of all other materials, not specified elsewhere in the document, approved from the Engineer-in-Charge. The contractor shall stick to the approved source unless it is absolutely unavoidable. Any change shall be done with the prior approval of the Engineer-in-Charge for which tests etc. shall be done by the contractor

at his own cost. Similarly, the contractor shall submit brand/ make of various materials not specified in the agreement, to be used for the approval of the Engineer-in-Charge along with samples and once approved, he shall stick to it.

13. **Other Laboratories:** The contractor shall arrange carrying out of all tests required under the agreement through the laboratory as approved by the Engineer-in-Charge and shall bear all charges in connection therewith including fee for testing. The said cost of tests shall be borne by the contractor/department in the manner indicated below.
 - (a) By the contractor, if the results show that the test does not conform to relevant CPWD Specifications / BIS code or specification mentioned elsewhere in the documents.
 - (b) By the department, if the results conform to relevant CPWD Specifications / BIS code or specification mentioned elsewhere in the documents.

If the tests, which were to be conducted in the site laboratory, are conducted in other laboratories for whatever the reasons, the cost of such tests shall be borne by the contractor.

14. Sample of building materials fittings and other articles required for execution of work shall be got approved from the Engineer-in-Charge. Articles manufactured by companies of repute and approved by the Engineer-in-Charge shall only be used. Articles bearing BIS certification mark shall be used in case the above are not available, the quality of samples brought by the contractor shall be judged by standards laid down in the relevant BIS specifications. All materials and articles brought by the contractor to the site for use shall conform to the samples approved by the Engineer-in-Charge which shall be preserved till the completion of the work.
15. The contractor shall ensure quality construction in a planned and time bound manner. Any sub-standard material/work beyond set out tolerance limit shall be summarily rejected by the Engineer-in-Charge.
16. BIS marked materials except otherwise specified shall be subjected to quality test at the discretion of the Engineer-in-Charge besides testing of other materials as per the specifications described for the item/materials. Wherever BIS marked materials are brought to the site of work, the contractor shall if required, by the Engineer-in-Charge furnish manufacturers test certificate or test certificate from approved testing laboratory to establish that the material produced by the contractor for incorporation in the work satisfies the provisions of BIS codes relevant to the material and/or the work done.
17. The contractor shall procure all the materials at least in advance so that there is sufficient time to testing and approving of the materials and clearance of the same before use in work.
18. All materials brought by the contractor for use in the work shall be got checked from the Engineer-in-Charge or his authorized representative of the work on receipt of the same at site before use.
19. The contractor shall be fully responsible for the safe custody of the materials issued to him even if the materials are in double lock and key system.
20. **The contractor have to restore the original site conditions after laying of pipes and cables at his own cost. No extra payment will be done in this regard. Proof of site conditions with before and after photographs should be verified by Engineer-In-Charge to initiate the completion certificate of the work and**

to release the Performance Guarantee.

8.4 Natural calamity:

No payment will be made to the contractor for any damage caused by rain, snow fall, floods, dampness, fire, sun or any other natural cause whatsoever during the execution of work. The damage to the work due to above reason, if any, shall have to be made good by the contractor at his own cost and no claim on this account shall be entertained.

8.5 Stocking and Disposal of Materials & Debris

1. The contractor shall take instructions from the Engineer-in-Charge regarding collection and stacking of materials at any place. No excavated earth or building rubbish shall be stacked on areas where other buildings, roads, compound wall, services etc. are to be constructed.
2. After completion of work the agency shall remove materials and debris etc. from site as per the direction of Engineer-in-Charge, at no extra cost.
3. Contractor's job will also include removing of all malba and debris arising in the process of painting including washing of floor to remove stains of paint, at no extra cost.
4. The contractor shall conduct work so as not to interfere with or hinder the progress or completion of the work being performed by other contractor(s) or by the Engineer-in-Charge and shall as far as possible arrange his work and shall place and dispose of the materials being used or removed so as not to interfere with the operations of other contractor or he shall arrange his work with that of the others in an acceptable and coordinated manner and shall perform it in proper sequence to the complete satisfaction of others.
5. For construction/renovation works which are likely to generate malba/rubbish to the tune of more than a tempo/truck load, contractor shall dispose of malba, rubbish & other unserviceable materials and wastes at their own cost to the notified/specified dumping ground and under no circumstances these shall be stacked/dumped, even temporarily outside the construction premises.
6. Dismantled but useful materials/components/equipment, if any, should be returned to the Institute as per the direction of Engineer-in-Charge.

8.6 Safety and Security

1. The contractor has to follow all safety norms as laid down in National Building Code of India. All the workers shall be equipped with the required safety gadgets while working at site such as ISI marked helmets, Shoes and safety belts, gumboots, gloves etc.
2. The contractor, the authorized representative(s), workmen etc., shall strictly observe orders pertaining to fire precautions prevailing in the area.
3. The contractor shall be fully responsible for the safe custody of materials brought by him/ issued to him even though the materials may be under double lock key system.
4. Contractor will arrange proper metal ladders, M.S. double scaffolding (for working, painting, etc. at higher levels) at his own cost and will take all safety measures like double harness safety belt, mechanized electrically operated platform etc. If it is observed that work is proceeding without adequate safety precautions, work may be stopped by Engineer-in-

charge and in such cases, contractor will be solely responsible for delay and its consequences thereof.

5. The contractor shall be responsible for the watch and ward/guard of the buildings, safety of all fittings and fixtures including sanitary and water supply fittings and fixtures provided by him against pilferage and breakage during the period of installations and thereafter till the building is physically handed over to the department. No extra payment shall be made on this account.
6. The contractor shall take all precautions to avoid accidents by exhibiting necessary caution boards day and night speed limit boards red flags, red lights and providing barriers. He shall be responsible for all dangers and incidents caused to existing / new work due to negligence on his part. No hindrances shall be caused to traffic during the execution of the work.
7. It shall be ensured by the contractor that no electric live wire is left exposed or unattended to avoid any accidents in this regard.
8. The Institute shall not have any responsibility or liability in case of any accident injury to the personnel to the contractor at work site or to the general public at the work site due to mishandling equipment by the personnel of the contractor or any other similar reason. The responsibilities and liabilities for such accidents and incidents shall be borne by the contractor.

8.7 Approach to Site

1. The tenderer shall see the approaches to the site. In case any approach from main road is required at site or existing approach is to be improved and maintained for cartage of materials by the contractor, the same shall be provided, improved and maintained by the contractor at his own cost.
2. Contractor shall take all precautionary measures to avoid any damage to adjoining property. All necessary arrangement shall be made at his own cost.

8.8 Water and Flooding

1. The contractor shall have to arrange water of desirable quality for the construction purpose for which he may have to install water purifier at site or might have to bring/ purchase water from outside as per decision of Engineer-in-charge. Nothing extra shall be paid on this account.
2. For works below ground level the contractor shall keep that area free from water. If dewatering or bailing out of water is required the contractor shall do it and nothing extra shall be paid except otherwise provided in the items of schedule of quantities.
3. In case of flooding of site on account of rain or any other cause and any consequent damage, whatsoever, no claim financially or otherwise shall be entertained not withstanding any other provisions elsewhere in the contract agreement. Also, the Contractor shall make good, at his own cost, the damages caused, if any.
4. The water charges (for water connection as well as tanker water) shall be borne by the contractor. Also, if the contractor obtains water connection for the drinking purposes from the Institute or any other statutory body, the consequent sewerage charges shall be borne by the contractor.

8.9 Acts and Laws

1. The Contractor shall keep himself fully informed of all acts and laws of the Central & State Governments, all orders, decrees of statutory bodies, tribunals having any jurisdiction or authority, which in any manner may affect those engaged or employed and anything related to carrying out the work. All the rules & regulations and bye-laws laid down by Collector / MC etc. and any other statutory bodies shall be adhered to, by the contractor, during the execution of work.
2. The Contractor shall also adhere to all traffic restrictions notified by the local authorities.
3. All statutory taxes, levies, charges (including water and sewerage charges, charges for temporary service connections and / or any other charges, as applicable) payable to such authorities for carrying out the work, shall be borne by the Contractor.
4. The Contractor shall arrange to give all notices as required by any statutory / regulatory authority and shall pay to such authority all the fees that is required to be paid for the execution of work. He shall protect and indemnify the Institute and its officials & employees against any claim and /or liability arising out of violations of any such laws, ordinances, orders, decrees, by himself/herself or by his/her employees or his/her authorized representatives. Nothing extra shall be payable on these accounts.
5. The fee payable to statutory authorities for obtaining the various permanent service shall be borne by the Institute.

8.10 Labour and Laws

1. The Contractor shall display all permissions, licenses, registration certificates, bar charts, other statements etc. under various labour laws and other regulations applicable to the works, at his site office.
2. Huts for labour are not permitted within the premises of the Institute. No extra cost shall be payable even if the contractor provides such accommodation at a place as is acceptable to the local body.

8.11 Nondisclosure Agreement

1. The Agency shall take all precautions not to disclose, divulge and/or disseminate to any third party any confidential information, proprietary information on the Institute business or security arrangements (including but not limited to the Assignment instructions, Schedules and other subsequent Arrangements) and/or business of the Institute. The obligation is not limited to any Scope and the Agency shall be held responsible in case of breach of the confidentiality of Institute's information.
2. If the Agency receives enquiries from Press/Media/Radio/Television or other bodies/persons, the same shall be referred by the Agency to Institute immediately on receipt of such queries.

8.12 Indemnification:

1. The agency shall be directly responsible to indemnify the Institute against all charges, dues, claims, etc. arising out of the disputes relating to the dues and employment of the personnel deployed and further for any claim/compensation against all damages and

accidents caused due to negligence on the part of the agents, employees and other personnel of the agency.

2. That the contractor shall keep the IITK indemnified against all claims whatsoever in respect of the employees deployed by the contractor. In case any employee of the contractor so deployed enters in dispute of any nature whatsoever, it will be the primarily responsibility of the contractor to contest the same. In case IITK is made party and is supposed to contest the case, IITK will be reimbursed for the actual expenses incurred towards Counsel Fee and other expenses which shall be paid in advance by the Contractor to IITK on demand. Further, the contractor shall ensure that no financial or Any other liability comes on IITK in this respect of any nature whatsoever and shall keep IITK indemnified in this respect.

8.13 Force Majeure:

If at any time, during the continuance of this contract, the performance in whole or in part by either party of any obligation under this contract is prevented or delayed by reasons of any war, hostility, acts of public enemy, civil commotion, sabotage, fires, floods, explosion, epidemics quarantine restriction, strikes, lockouts or acts of god (hereinafter referred to as events) provided notice of happenings of any such event, is served by party seeking concession to the other as soon as practicable, but within 21 days from the date of occurrence and termination thereof. Provided the Party satisfies Institute adequately of the measures taken by it. Neither party shall, by reason of such event, be entitled to terminate this contract, nor shall either party have any claim for damages against the' other in respect of such non-performance or delay in performance. Further, the services under the contract shall be resumed as soon as practicable after such event has come to an end or ceased to exist and the decision of Institute as to whether the services have to resume or not shall be final and conclusive, provided further, that if the performance in whole or in part of any obligation under this contract is prevented or delayed by reason of any such event for a period exceeding 60 days, Institute may at his option, terminate the contract.

8.14 Dispute resolution

1. The institute reserves the right to amend rules whenever and wherever considered necessary and appropriate. The same shall be intimated to the agency in due course.
2. Any dispute arising out of and in relation to this agreement shall be referred to the arbitration by sole arbitrator to be appointed by Director of the Institute. The arbitration would be conducted and governed by and under the provisions of Arbitration Act, 1996 and its amendments. Any legal dispute will be subject to jurisdiction of Kanpur Courts only and no other court shall have the jurisdiction.
3. Any dispute arising out of and in relation to this agreement shall be referred to the arbitration by sole arbitrator to be appointed by Director of the Institute. The arbitration would be conducted and governed by and under the provisions of Arbitration Act, 1996. Any legal dispute will be subject to jurisdiction of Kanpur Courts only and no other court shall have the jurisdiction.

8.15 Arbitration

1. Except as otherwise provided anywhere in this Agreement, if any dispute, difference, the question of disagreement or matter, whatsoever, arises between the parties, as to the meaning, operation or effect of the Agreement or out of or relating to the Agreement or

breach thereof, the same shall be referred to a Sole Arbitrator, to be appointment by the Director of the Institute at the time of the dispute.

2. If the Arbitrator, to whom the matter is originally referred, dies or refuses to act or resigns for any reasons from the position of arbitration, it shall be lawful for the Director of the Institute to appoint another person to act as Arbitrator in the manner aforesaid. Such person shall be entitled to proceed with the reference from the stage at which it was left by its predecessor, provided both the parties consent to this effect, failing which, the arbitrator shall be entitled to proceed on the matter de- novo.
3. It is a term of the Agreement that the party invoking the arbitration shall specify all disputes to be referred to arbitration at the time of invocation of arbitration under the clause.
4. It is a term of the contract that the cost of arbitration shall be borne by the parties themselves.
5. The place of the arbitration shall be Kanpur Nagar, Uttar Pradesh, India.
6. Subject as aforesaid, the provisions of the Arbitration and Conciliation Act, 1996 and any statutory modifications, amendments or re-enactment thereof and rules made thereunder and for the time being in force, shall apply to the arbitration proceeding under this clause.
7. Except as otherwise provided anywhere in this Agreement, the Arbitration proceedings shall be conducted in English and the Agreement shall be constructed, interpreted and governed by the law of India, for the time being in force.

8.16 Jurisdiction of Courts

The court(s) at Kanpur Nagar, Uttar Pradesh, shall have the exclusive jurisdiction to try any as all the disputes(s) between the parties arising out this Agreement.

8.17 E & M Works

1. In interpreting the specifications, the following order of decreasing importance shall be followed in case of contradictions:
 - (a) Schedule of quantities
 - (b) Technical specifications of the NIT
 - (c) Approved Drawing (If any)
 - (d) CPWD General specifications Part-I (Internal) 2014, BIS Codes amended up to date, practices.
 - (e) CPWD General Specifications for Electrical Works Part-II (External), 2014 amended up to date.
 - (f) Relevant IS or other international code in case IS code is not available.
 - (g) Indian Electricity Act 2003 and Indian Electricity Rules 1956 amended up to date.
 - (h) Local Fire Regulations applicable at the place of installation. Relevant and applicable foreign standards and specifications amended up to date.
 - (i) Any other relevant act or rules and local by-laws.

2. contractor will identify one of the supervisors for taking care of implementation of Safety systems.
3. Smoking is strictly prohibited at workplace.
4. Nobody is allowed to work without wearing safety helmet. Chinstrap of safety helmet shall be always on. Drivers, helpers and operators are no exception.
5. No one is allowed to work at or more than three meters height without wearing safety belt and anchoring the lanyard of safety belt to firm support preferably at shoulder level.
6. No one is allowed to work without adequate foot protection.
7. Usage of eye protection equipment shall be ensured when workmen are engaged for grinding, chipping, welding and gas-cutting. For other jobs as and when site safety co-coordinator insists eye protection has to be provided.
8. All safety appliances like Safety shoes, Safety gloves, Safety helmet, Safety belt, Safety goggles etc. shall be arranged before starting the job. .
9. All excavated pits shall be barricaded & barricading to be maintained till the backfilling is done. Safe approach to be ensured into every excavation.
10. Adequate illumination at workplace shall be ensured before starting the job at night.
11. All the dangerous moving parts of the portable / fixed machinery being used shall be adequately guarded.
12. Ladders being used at site shall be adequately secured at bottom and top. Ladders shall not be used as work platforms.
13. Material shall not be thrown from the height. If required, the area shall be barricaded and one person shall be posted outside the barricading for preventing the trespassers from entering the area.
14. Other than electricians no one is allowed to carry out electrical connections, repairs on electrical equipment or other jobs related thereto.
15. All electrical connections shall be made using 3 or 5 core cables, having a earth wire.
16. Inserting of bare wires for tapping the power from electrical sockets is completely prohibited.
17. A tools and tackles inspection register must be maintained and updated regularly.
18. Debris, scrap and other materials to be cleared from time to time from the workplace and at the time of closing of work every day.
19. All the unsafe conditions, unsafe acts identified by contractors, reported by site supervisors and / or safety personnel to be corrected on priority basis.
20. No children shall be allowed to enter the workplace.
21. All the lifting tools and tackles shall be stored properly when not in use.
22. Clamps shall be used on Return cables to ensure proper earthing for welding works.
23. Return cables shall be used for earthing.
24. All the pressure gauges used in gas cutting apparatus shall be in good working condition.

25. Proper eye washing facilities shall be made in areas where chemicals are handled.
26. Connectors and hose clamps are used for making welding hose connections.
27. All underground cables for supplying construction power shall be routed using conduit pipes.
28. Spill trays shall be used to contain the oil spills while transferring / storing them.
29. Tapping of power by cutting electric cables in between must be avoided. Proper junction boxes must be used.
30. All the E & M works shall be carried out as per direction and to the satisfaction of the Engineer-in-charge.
31. If the specifications for any item or its component are not available in the CPWD specifications cited above, relevant BIS specification as amended up to date shall be followed, whether or not the specific reference of a particular BIS specification has been made in this specification/ tender document.
32. Wherever any reference to any Indian Standard specification occurs in the document relating to this contract the same shall be inclusive of all amendments issued there to or revisions thereof, if any, up to the date of opening of tenders.
33. All materials should conform to relevant BIS specifications wherever the same exists in absence of stipulation in this tender document.
34. Where manufacturers furnish specific instructions / recommendations relating to the materials used in this job and/or their installation, covering points not specifically mentioned in these documents, these instructions shall be followed in all cases and shall be deemed to be included in the schedule of work whether they have been specifically mentioned or not.
35. All chase cuttings in the wall, for recessed conduits & boxes and drilling the holes shall be done with power operated machines only. No chase shall be allowed to be cut manually with the use of hammer & chisel.
36. All cuttings in cement plaster and brick shall be made good by using cement mortar 1:3 (1 part cement, 3-part coarse sand) The cut surfaces shall be repaired by an experienced mason only so as to match the repaired plaster with the original. All such repaired surfaces shall be cured for 3 to 4 days to keep the surfaces wet, using water spray machine (hand/motor operated) and avoid unnecessary flooding of the area.
37. The structural and architectural drawings shall at all times be properly co-related before executing any work.
38. For the purpose of recording measurements and preparing running account bills, the abbreviated nomenclature indicated in the publications Abbreviated Nomenclature of Items of DSR 2022 shall be accepted. The abbreviated nomenclature shall be taken to cover all the materials and operations as per the complete nomenclature of the relevant items in the agreement and relevant specifications. In case of items for which abbreviated nomenclature is not available in the aforesaid publication and also in case of extra and substituted items for which abbreviated nomenclature are not provided for in the agreement, full nomenclature of item shall be reproduced in the measurement books and bill forms for running account bills. For the final bill, however, full nomenclature of all the items shall be adopted in preparing abstract in the electronic measurement books and in the bill forms.

39. The following drawings must be submitted to Office of Infrastructure and Planning seven days of award of work.
 - (a) G.A and schematic drawings of MV switchgear/distribution /conduit layout/wiring drawing, Fire Alarm panel showing material and size of sheet steel/bus bars / inter connections and make and ratings of switchgear i/c details of protection, metering, indicating and inter lock etc.
 - (b) Conduit layout for lights, fans, socket outlets, telephone outlets, network & fire alarm system and sub mains showing size of conduits, no. of wires and size of wires in each run, location and size of accessories like junction boxes, ceiling boxes for hooks, draw boxes and switch boxed etc.
 - (c) Cable routing drawings showing details of size, type and no. of cables and mode of installation.
40. On completion of works and before issuance of completion certificate, the contractor submit completion drawings in the form of three complete set of originals (reproducible).
 - (a) As built GA and schematic drawings of MV panels, distributions boards, wiring, cable laying with sizes, earthing details, fire alarm panels, etc. showing material and size of sheet steel/bus bars/ connections and make and rating of switchgear i/c details of protection, meter indicating and interlocks etc.
 - (b) Technical literature, test certificates and operation and maintenance manuals required
41. Works Inspection and Testing of Equipment (If applicable): Prior to dispatch of equipment the Institute reserves the right to inspect the same at the manufacturer's works and the contractor shall provide and secure every reasonable access and facility at the manufacturers works for inspection, for witness of all acceptance and routine tests as per relevant Indian Standards. Contractor shall give a reasonable notice of about 15 days for the purpose of test, and witness of all major equipments.
42. Pre-commissioning test: All routine tests shall be carried out on the electrical equipment. Protective & measuring devices should be checked for calibration of MCCB's/MCB's, panel & cable meggering , earthing measurements etc.
43. The defect liability shall be for **One year** from the actual date of completion of the work and the warranty period shall be as per Technical Specifications of CAT-6 4 pair UTP Cable mentioned in 7.4.2.